





MAHESHWARI PUBLIC SCHOOL

Kalwar Road, Jaipur

HOLIDAY HOMEWORK

Session 2026-27

★ CLASS VIII ★



DEAR STUDENTS,

Holidays are a wonderful time to relax, explore, and learn beyond the classroom. To keep your minds active and creative, complete the assigned holiday homework with sincerity.

INSTRUCTIONS

- ★ Complete all work neatly in the assigned notebooks/files.
- ★ Maintain proper presentation and handwriting.
- ★ Use creativity wherever required.
- ★ Submit your homework on the first day after vacation.
- ★ Parents are requested to guide and encourage their wards.



⇒ REMEMBER: ⇐

“Learning never stops – even during holidays!”




SUBMISSION DATE:

First working day after holidays



★ Best Wishes for a Happy & Productive Vacation! ★



CLASS - VIII

ENGLISH

HOLIDAY HOMEWORK

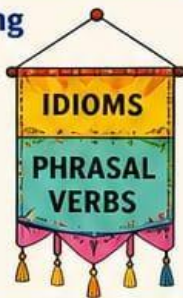


GENERAL INSTRUCTIONS

- Questions I to III are mandatory for all students.
- Revise all the chapters, poems, and grammar topics covered so far.
- Question IV (Model Making) is to be completed strictly as per the allotted roll numbers and assigned topics.
- Ensure that your work reflects originality, sincere effort, and excellent presentation.
- Maintain proper handwriting, correct spellings, and grammatical accuracy throughout.
- The best models will be selected for display in the exhibition.

1 Design a creative wall hanging

based on idioms and phrasal verbs.
Add colourful illustrations
to represent them.



2 Prepare a creative chart on the topics Homophones and Binomials.

Divide your chart into two sections.

1. Homophones

2. Binomials

Write at least 8-10 pairs of homophones and binomials. Give their meanings.
Use each word in a separate sentence.

HOMOPHONES	BINOMIALS
see - sea	safe and sound
flower - flour	bread and butter
knight - night	live and let live
...	...

3 Art Integrated Project - Rajasthan & Nagaland

1. Present your work in the form of a A3 size sheet paper.
2. Include the following points for both states:
 - Traditional dress
 - Food
 - Festivals
 - Dance and music
 - Art and handicrafts
3. Add drawings, paintings, or craft work to show the cultural elements.
4. Write short descriptions for each point in your own words.
5. Make your project colorful, neat, and creative.



4 MODEL PROJECT WORK

Roll no. 1 to 10

"Parts of Speech Tree"

- Make a tree model.
- Each branch shows one part of speech:
Noun, Pronoun, Verb, Adjective, Adverb, Preposition, Conjunction, Interjection
- Add examples on leaves.



Roll no. 11 to 20

"City of Vocabulary"

A mini city showing different word categories.

Make buildings like:

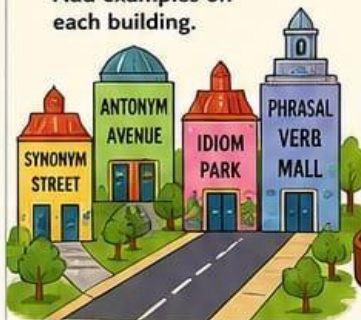
Synonym Street

Antonym Avenue

Idiom Park

Phrasal Verb Mall

Add examples on each building.



Roll no. 21 to 30

"Travel Around English"

English as a world journey.

- Create a suitcase model
- Inside sections:
 - Vocabulary
 - Idioms
 - Conversation
- Add travel stamps and mini notes.



Roll no. 31 to 43

"English Through Media"

Learning from daily life

- Make a Newspaper with two chart paper. Give it a creative name by your own.
- Write headlines in bold font for:
 - Front page
 - Sports page
 - Story section corner
 - Editorial page
 - Current news with pictures
 - Advertisements
 - Highlight grammar, vocabulary, slogans



Be Creative ★ **Be Original** ★ **Do Your Best!**
ENJOY LEARNING AND HAVE A WONDERFUL HOLIDAY!

Class VIII Hindi



1 'स्वदेश' कविता के आधार पर राजस्थान और नागालैंड के स्वतंत्रता सेनानी, महापुरुषों, प्रमुख हस्तियों के चित्र लगाते हुए उनसे संबंधित जानकारी का अन्य विषयों से संबंध स्थापित करते हुए **कला समेकित परियोजना** का निर्माण कीजिए।



2 वर्ण वृक्ष की रचना करते हुए वर्णों (स्वर, कक्षा क्रमांक 1 से 10 व्यंजन अनुक्रमांक 11 से 20 तक) का वर्गीकरण कीजिए।



3 **उपसर्ग, प्रत्यय** की परिभाषा एवं उदाहरणों का क्रियात्मक (वर्किंग मॉडल) अथवा रोचक चार्ट बनाएँ। (अनुक्रमांक 21 से 30 तक उपसर्ग एवं अनुक्रमांक 31 से शेष तक प्रत्यय)

उपसर्ग

परिभाषा : _____

उदाहरण :


1. प्र-
2. परा-
3. सु-
4. अति-

प्रत्यय

परिभाषा : _____

उदाहरण :

1. -ता
2. -पन
3. -ई
4. -कार



CLASS 8

MATHEMATICS

HOLIDAY HOMEWORK

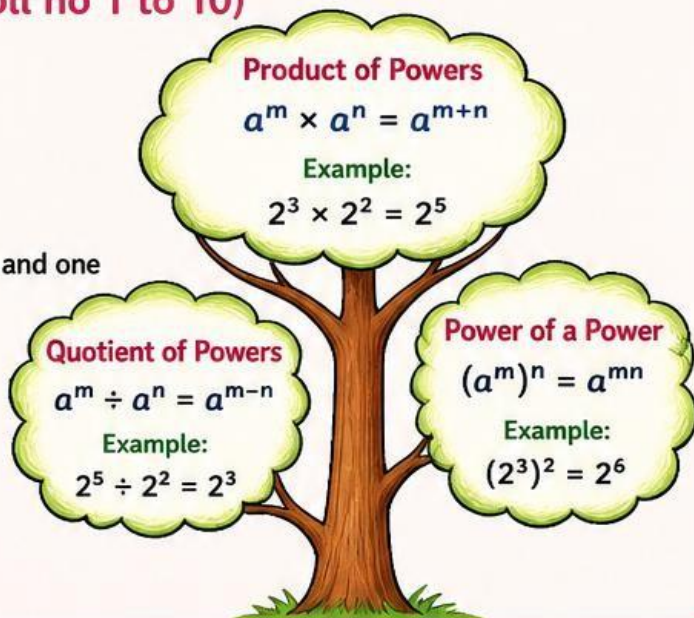


1 Topic: Exponent Tree Art (Roll no 1 to 10)

Topic: Laws of Exponents

Instructions:

1. Draw a tree with 3 main branches in your notebook.
2. Each branch represents one law. Use colours, symbols, and one example for each.



2 Topic : Square & Cube Pattern Hunt (Roll no 11 to 20)

Instructions:

1. Find squares of numbers 1 to 20 and cubes of numbers 1 to 10. Write in table form.
2. Observe patterns and write at least 5 interesting observations.



3 Topic : Create a Math Game(Roll no 21 to 30)

Instructions

Create any **ONE** Math Puzzle **OR** Sudoku Number Puzzle **OR** Algebra Quiz

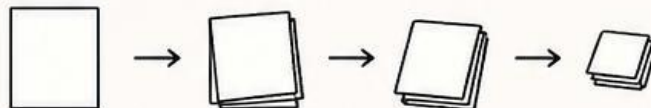


3				
7	1	1	7	
	6	9	?	
	2	8		
4	4			
			5	3

4 Topic : Power of Paper Folding – Mass Activity (Roll no.31 to remaining all)

Instructions


1. Take an A4 sheet. Fold it in half. Count pieces: 2
2. Fold again. Count pieces: 4
3. Repeat 6 times. After each fold, fill the table:



Number of Folds	0	1	2	3	4	5	6
Number of Pieces							
In Power Form							

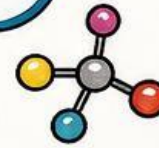
5 Maths Lab Manual Activity

Perform Activity 1 , Activity 2 and Activity 3 in lab manual.





Holiday homework Science VIII



1 ART INTEGRATED PROJECT


- Compare the lifestyle and diet impact on health of the people of Rajasthan and Nagaland.

(For roll no. 1 to 15)



- Compare biodiversity and natural resources of Nagaland and Rajasthan

(for roll no. 16 to 30)




- Compare Renewable energy resources of Rajasthan and Nagaland.

(For roll no. 31 onwards)



- ## 2
- Read the biography of APJ Abdul Kalam "My journey transforming Dreams into Action" and note down the points that inspire you a lot.

(or any other scientific inspirational book as per your choice)



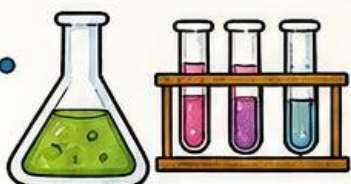
- ## 3
- Make a working model by using any appropriate scientific concept for the upcoming science exhibition.



- ## 4
- Make a bulletin board on an A3 size sheet-
Topic Major health issues and their remedies.




- ## 5
- Read and learn the chapters taught in class.
(revise regularly) and solve the work sheets (will share)



Note - You should do all these work in a single creative paper file.
(activity 1,2,4)





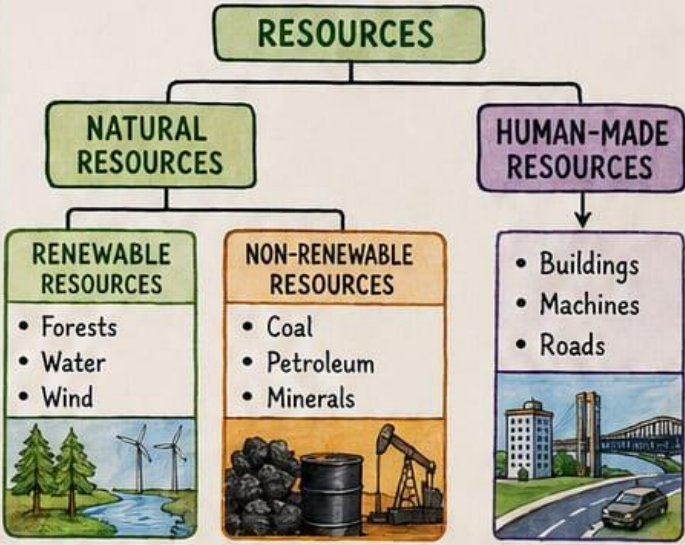
SOCIAL SCIENCE

CLASS - 8th



HOLIDAY HOMEWORK

1 TOPIC: RESOURCES & CONSERVATION CHART - "TYPES OF RESOURCES"



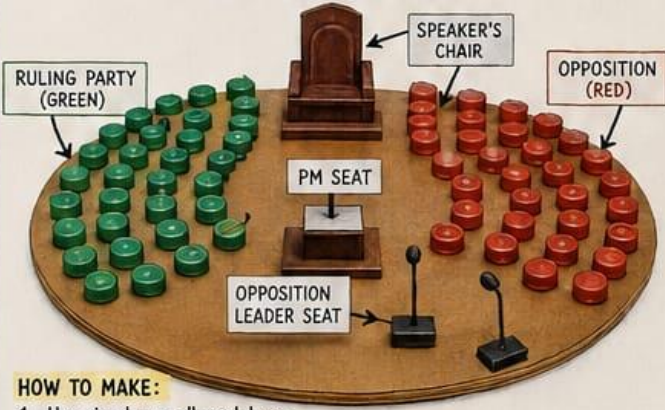
Conserve today, secure tomorrow!

2 "RAINWATER HARVESTING"



Save Rainwater, Save Life!

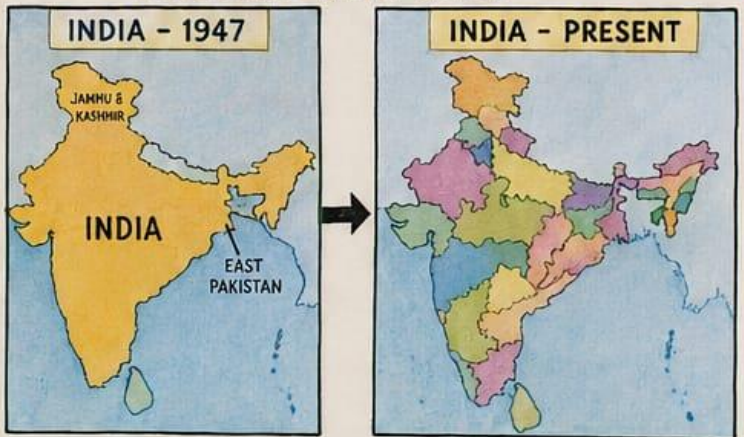
3 TOPIC: PARLIAMENT OF INDIA 3D MODEL - LOK SABHA SEATING ARRANGEMENT



HOW TO MAKE:

1. Use circular cardboard base.
2. Use bottle caps/pulses: Green for Ruling party, Red for Opposition.
3. Mark: Speaker's chair, PM seat, Opposition Leader seat with paper flags.
4. Make small paper mics & seating in semi-circle.

4 INDIA POLITICAL MAP EVOLUTION BEFORE AND AFTER MODEL



1947 - Independent India
Today - United & Progressive India
Unity in Diversity is our Strength!

5 ELECTION PROCESS IN INDIA - STEP BY STEP MODEL



Learn Ch. 1, 2 & 5 • Understand, Create, Conserve & Contribute!



Class VIII Sanskrit

संस्कृतम्

संस्कृतम्

1. संख्या: 1 से 100 तक की गिनती संस्कृत में लिखें।



2. सचित्र श्लोक लेखन:

विद्या, अनुशासन या परिश्रम पर आधारित किन्हीं तीन श्लोकों को चार्ट पेपर पर लिखें और उनके अर्थ के अनुसार सुंदर चित्र बनाएँ।

विद्या



विद्या ददाति विनयं,
विनयाद् याति पात्रतम्।
पात्रत्वात् धनमाप्नोति,
धनात् धर्मं ततः सुखम्॥
अर्थ: विद्या से विनय, विनय से पात्रता, पात्रता से धन, धन से धर्म तथा धर्म से सुख प्राप्त होता है।

अनुशासन



अनुशासनं परमं बलम्।
अनुशासितः व्यक्तिः
सर्वत्र पूज्यते॥
अर्थ: अनुशासन सबसे बड़ा बल है। अनुशासित व्यक्ति हर स्थान पर सम्मान पाता है।

परिश्रम



उद्यमेन हि सिद्ध्यन्ति
कार्याणि न मनोरथैः।
न हि सुपनोऽस्ति सिद्धिः
कर्मणा विना॥
अर्थ: उद्यम (परिश्रम) से ही कार्य सिद्ध होते हैं, केवल इच्छा मात्र से नहीं। बिना कर्म के कोई सिद्धि नहीं।

3. वस्तु नामकरण:

अपने घर की 10 वस्तुओं (जैसे: मेज, कुर्सी, खिड़की, पंखा) के नाम संस्कृत में लिखकर छोटे कार्ड्स बनाएँ और उन्हें उन वस्तुओं पर चिपकाएँ।

(जैसे: कुर्सी - आसन्द; खिड़की - वातायनम्)



मेजः



आसन्दः



वातायनम्



पंखा - वायुवर्तिका



शय्या



द्वारम्



अलमारी -
अलमारिका


4. एक भारत श्रेष्ठ भारत के अन्तर्गत नागालैंड-राजस्थान दोनों राज्यों के भोजन, वेशभूषा और त्योहारों पर एक तुलनात्मक परियोजना तैयार करें।


विषय	नागालैंड	राजस्थान
भोजन		
वेशभूषा		
त्योहार		

FRENCH


HOLIDAY HOME WORK

CLASS : VIII

1 Écrivez un paragraphe sur
'Ma ville(e)!' 

2 Draw any one France monument
on an A4 sheet paper. 

3 Conjuguez les verbes suivants:-

- a) Avoir b) être c) prendre
- d) vouloir e) pouvoir
- f) apprendre g) venir h) faire 
- i) savoir j) aller


****Note :**

- Write in French note book. 

4 Search for the French words of the
given English translations on the
Boggle board given below:

BOGGLE

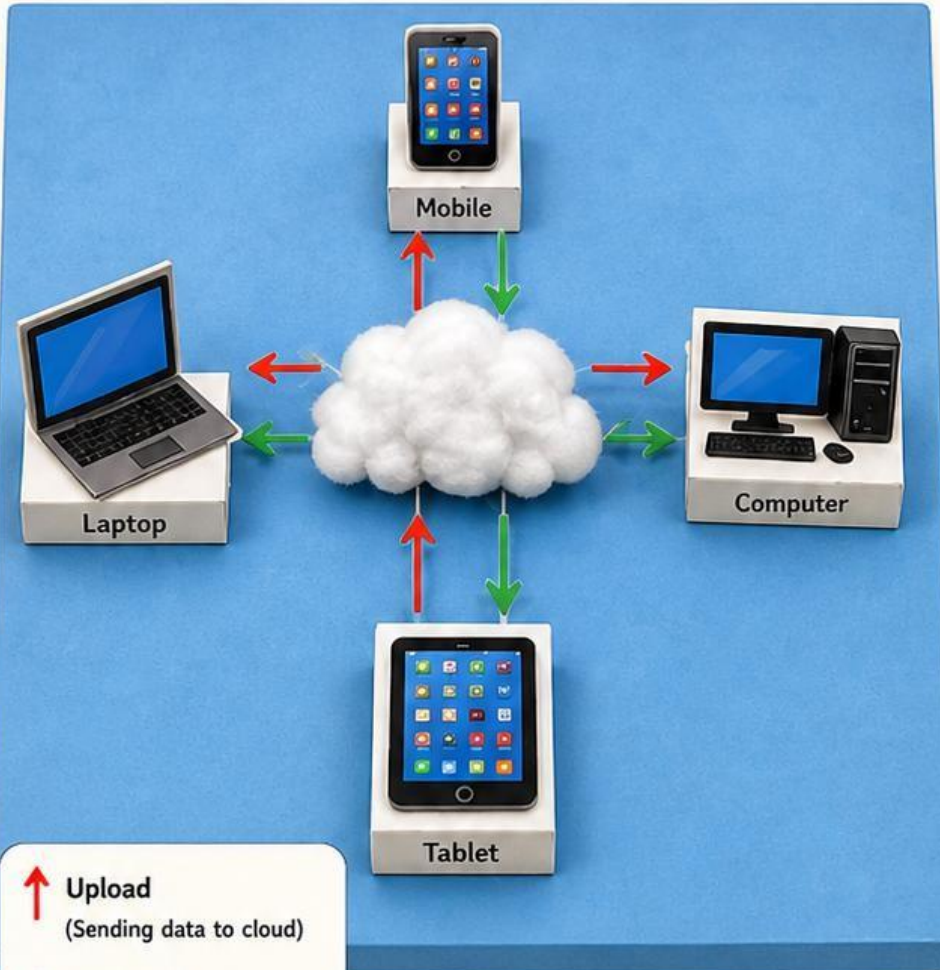
T	N	P	I
S	O	V	E
R	I	A	R
U	M	F	E

- a. evening _____
- b. father _____
- c. night _____
- d. to have _____
- e. to like _____
- f. house _____
- g. to see _____ 

Bon Travail! 



Activity: Cloud Computing (3D Working Model)



-  **Upload**
(Sending data to cloud)
-  **Download**
(Getting data from cloud)

1. Exact Layout

Place items like this:





2. What Each Part Means

-  **Cloud** —
Internet storage
(like Google Drive)
-  **Devices** —
Where we use data
-  **Upload** —
Sending data to cloud
-  **Download** —
Getting data
from cloud

3. Materials

- Cotton — Cloud
- Cardboard — Base
- Small boxes — Devices
- Coloured paper —
Decoration
- Thread — Connections

4. Build It (Simple Steps)

1. Take a cardboard base.
2. Stick cotton in center — make cloud.
3. Make small device models:
 - Mobile
 - Laptop
 - Computer
 - Tablet
4. Place them around cloud.
5. Use thread or draw arrows:
 -  Red — Upload (to cloud)
 -  Green — Download (from cloud)
6. Label everything clearly.



Note: Make sure your work is neat, colourful, and well-presented. Creativity will be appreciated. Model is per your choice as well.

