

# MAHESHWARI PUBLIC SCHOOL

Kalwar Road, Jaipur

# HOLIDAY HOMEWORK

SESSION 2026-27

CLASS IX

अ

HINDI



ENGLISH

+ -  
x ÷

MATHS



SCIENCE



SOCIAL SCIENCE

सं

SANSKRIT



FRENCH



IT



IFM





# हिंदी



## 1. कला एकीकृत परियोजना निर्देश :



- पाठ दो बैलों की कथा में वर्णित ग्रामीण जीवन, पशुपालन, कृषि के आधार पर नागालैंड व राजस्थान की चित्रात्मक रूप से तुलना कीजिए।
- कथा के परियोजना कार्य को विषय परक कलात्मक व प्रभावशाली बनाएँ।
- उसे अन्य विषयों के साथ एकीकृत करते हुए आकर्षक परियोजना तैयार कीजिए।

**Roll No. 1-10:** हिंदी साहित्य के श्रेष्ठ कवियों के नाम का परिचय देने हेतु एक साहित्यिक वृक्ष का निर्माण करें। (फोटो सहित)

**Roll No. 11-20:** उपसर्ग - प्रत्यय का रचनात्मक चार्ट बनाएँ।

**Roll No. 21-30:** संज्ञा के भेद नाम व उदाहरण सहित आकर्षक चार्ट तैयार करें।

**Roll No. 31-45:** 'रामचरितमानस' से चौपाइयाँ लेकर पांडुलिपियों (Manuscript) का आकर्षक बंदनवार बनाएँ।

\* प्रत्येक कार्य स्पष्ट व रचनात्मक रूप से फ़ाइल में प्रदर्शित करें।

\* वर्तनी की शुद्धता का ध्यान अवश्य रखें।





# ENGLISH



**NOTE: Question no.1,2&3 is mandatory for all.**

**Q1. "My Life as a Podcast" Project:** Students create a mini podcast (3–5 minutes):

Topic ideas: A day in my life, My biggest fear, If I ruled the world.

Write a script first, then record audio, Add background music or sound effects.

👉 Submission: Script + audio file + reflection

👉 Skills: speaking, writing, confidence

**Q2. Create Your Own Newspaper:** Make a mini newspaper (4–6 pages):

- Headline news (imaginary or real)
- Editorial (your opinion)
- Advertisement (creative writing)
- Comic strip (fun + language)
- Interview (with a fictional character)

**Q3. Art Integration**

Map + Description Activity

👉 👉 Draw the maps with the help of cardboard and colourful sheets and highlight the following:

1. Jaipur(food, language and folk dances with pictures)
2. Kohima(food, language and folk dances with pictures)

**Q4. Model based**

**Roll No. 1–10:** "Drama & Role Play Model"

🎭 Theme: The World of Plays

Include: Short study of famous plays:

\*Romeo and Juliet

\*The Merchant of Venice

Model Idea: Create a mini stage (3D model) using cardboard

Add characters with labels and dialogues

**Roll No. 11-20 :** Poster Making


Topic: "Unity in Diversity"(Reference Poem - Bharat Our Land)

1. Draw symbols of different cultures
2. Add a slogan inspired by the poem





### Roll No 21-30 "Vanishing Vocations"

 Prepare a creative model or chart on the topic "Occupations of India." Select any 5-6 traditional occupations from different regions of India that are declining or endangered and present their importance, present condition, and reasons for decline.

Include:


- Name of the occupation
- State/Region
- Nature of work
- Importance in society
- Reasons for decline
- Measures to preserve it

Note: Take reference from the POT maker prescribed in your textbook Kaveri


### Roll No 31-40 - "Story Cube Model"

 Idea: Create a cube where each face shows:

- 1.Character
- 2.Setting
3. Problem
- 4.Climax
5. Solution
- 6.Moral


 Use story:

The Pot Maker

 Writing:


Recreate the story using cube points.

Add your own ending.


 Grammar: Focus on tenses + sequencing words

### Roll No 41-50- "Character Mask Model"

Idea: Make masks of famous story of your choice.

 Writing:

Describe character feelings

 Grammar:

Adjectives + emotions





# MATHS



**Q1.** Complete the worksheets of Chapter 1 – Coordinate Geometry and Chapter 2 – Polynomials in your Mathematics notebook.

The worksheets will be shared in the class group.

**Q2.** Complete the following activities in your Math Lab Manual:

- a. Find the mirror image of a given geometrical figure with respect to the x-axis and y-axis.
- b. Factorize a polynomial of the form  $x^2 + bx + c$  by splitting the middle term.
- c. Construct a square root spiral through an activity.

**Q3.** Prepare a Video / PPT / Chart / Model on the topic assigned to you as per your roll number. Topics have been allotted in class.

**Note:** Submit all work neatly on the first day after summer vacation.





# SCIENCE



**Q1. Art integrated project:** The following four projects have been assigned; complete the specific task corresponding to your assigned roll number.

**(Roll no. 1 to 10)** Investigate the chemical process of food preservation, comparing the science of dehydration in Rajasthan with fermentation and smoking technique in Nagaland.

**(Roll no. 11 to 20)** Analyse and diagram the physics of sound production, focusing on how frequency and resonance differ between Rajasthan's stringed instruments and Nagaland's percussion log drums.

**(Roll no. 21 to 30)** Create a botanical illustration comparing the cellular and structural adaptations of Rajasthan's desert flora with Nagaland's humid rainforest plants.

**(Roll no. 31 and above)** Compare the uniform, rectilinear movement across the flat deserts of Rajasthan with the non uniform, curvilinear travel through the steep hills of Nagaland presented through a creative fusion of traditional Phad art and Naga tribal motifs.

Compile these findings into a creative art integrated portfolio that highlights the scientific convergence between the contrasting terrains of Rajasthan and Nagaland.

**Q2. Complete the given experiments in your Science lab manual:**

- To prepare a true solution, suspension and colloid.
- To prepare mixture and compound
- To separate the components of a mixture of sand, common salt and ammonium chloride.
- Preparation of temporary mount of onion peel
- To determine the velocity of a pulse propagated through a stretched string/slinky.

**Q3. Construct a science model for upcoming Science Exhibition.**

**Q4. Learn and practice the topics taught in class.**





# SOCIAL SCIENCE



## Q1. Map Work- Mark on India map:



- Rivers
- States & Capitals



## Q2. History Project- Write about:

- "The Life of People in Early civilization- Include-Food, Clothes, Occupation.

OR

- "From Nomads to Settlers": Create a Comic Strip (10-12 frames) showcasing the transition from Palaeolithic tools to Neolithic farming.

## Q3. Working Model Project (Any one)

### General Instructions

- Use A4 sheets
- Include cover page, index, and neat presentation
- Add drawings, charts, mind maps.

### i. Political Science: The Preamble "Scroll" or Quiz Board

Concept: A rotating scroll or a board that tests knowledge on Fundamental Rights or features of the Constitution.

Working Feature: Create a "Be the Constitution-Maker" interactive board where users match Key Terms (like "Sovereign" or "Secular") with their correct definitions; a green LED lights up for correct matches.

### ii. Economics: The "Evolution of Money" Timeline

Concept: A motorized or manual rotating model showing the shift from Barter to Digital Currency.

Working Feature: Use a rotating disk where each segment shows a stage— Barter system, Metallic coins, Paper money, and Digital UPI.

### iii. Geography-3D Physical Features of India:

A relief map made of clay or paper-mache showcasing the Himalayas, Northern Plains, and Peninsular Plateau. Use LED lights to highlight major mountain peaks or rivers.





# SANSKRIT



1. **वस्तु नामकरण:** अपने घर की 10 वस्तुओं (जैसे: मेज, कुर्सी, खिड़की, पंखा) के नाम संस्कृत में लिखकर छोटे कार्ड्स बनाएँ और उन्हें उन वस्तुओं पर चिपकाएँ।

(जैसे: कुर्सी - आसन्दः, खिड़की इत्यादि।)

2. **चित्र वर्णनम्:** किसी भी पुराने अखबार या पत्रिका से 2 सुंदर चित्र (जैसे: वर्षा ऋतु, पुस्तकालय, या योग) काटें और उन पर 5-5 वाक्य संस्कृत में लिखें।

3. **अव्यय-वृक्ष (Avyaya Tree):** एक चार्ट पेपर पर एक पेड़ का चित्र बनाएँ। उसकी पत्तियों पर संस्कृत के 'अव्यय' शब्द (जैसे: अपि, च, अत्र, तत्र, सहसा, वृथा) लिखें और उनका अर्थ भी लिखें।

4. **सूक्ति संग्रह:** 10 'सूक्तियाँ' (अच्छे विचार) संस्कृत में लिखें और उन्हें अपनी डायरी के मुख्य पृष्ठ पर सजाएँ।

5. **नागालैण्ड एवं राजस्थान पर परियोजना** तैयार करें प्रश्नोत्तरी के माध्यम से।





# FRENCH



1. Écrivez la recette de kheer.
2. Qu'est-ce que vous ferez dans vos vacances d'été? (use future tense)
3. Décrivez votre routine quotidienne.
4. Écrivez les noms d'état et de capitale de France.

**\*\*Note :**

- Write in French note book.





# INFORMATION TECHNOLOGY



**Q1. Design an e-poster/collage/comic-strip** of the following topics based on starting letter of your Name-

Starting letter of Name	Topic
A/B/C/D/E	Digital India
F/G/H/I/J	Rise of Robotics
K/L/M/N/O	Safe usage of Social Media
P/Q/R/S/T	AI & Humanity
U/V/W/X/Y/Z	Cyber-Security Awareness

- Students can use **Microsoft Word/LibreOffice Writer/OpenOffice** to complete the task.
- Paste a **colored print-out** in your IT notebook.




**Q2. Answer the following questions in your IT notebook (Reference Unit-3-Digital Documentation)-**




- Write the full form of-
  - GUI
  - WYSIWYG
  - ODF
  - IT-ITeS
  - BPO
- Write 20 keyboard shortcuts along with their usage from Unit-3 Digital Documentation





# INTRODUCTION TO FINANCIAL MARKET

- 
- 
- 
- Students will complete only one project during the summer break.
  - Project should be of 2,000 - 2,500 words (excluding diagrams & graphs), preferable hand - written.
  - Suggestive list of projects:
    1. Money
    2. Money - Exchange systems
    3. Financial Planning
    4. Income
    5. Bank
    6. Systematic Saving and Investments
    7. Making a Budget
    8. Any other topic from IFM book.
  - Revise the chapters covered till date and do related questions.



*“Education is not the filling of a pail, but the lighting of a fire. May your summer be the spark that keeps that fire burning all year long.” -W. B. Yeats*