




# Maheshwari Public School

Kalwar Road



**Grade 4**





## ENGLISH



**Instructions:** 1. Kindly ensure all the assignments are completed neatly and submitted on time.  
2. Assignment No. 4 and 5 are compulsory for all.

### 1. Book Review (Roll No. 1 to 15)

Read any one storybook of your choice like The Jungle Book OR Panchatantra Tales.  
Write in 5–6 lines:\*

- **Title & Author:** Mention the name of the book and its writer.
- **Favourite Character:** Name your favourite character and write 1 line on why you liked them.
- **Moral:** What did you learn from the story? Write the main lesson.



### 2. Creative Writing (Roll No. 16 to 30)

**Topic:** "A Day When I Became Invisible" \_

**Write 6–8 lines** imagining:

- How did you become invisible?
- What fun/mischief did you do?
- Did you help anyone?
- How did you become visible again?

**Presentation:** Draw yourself with an invisibility cap/cloak beside your story.



### 3. Prepositions Activity (Roll No. 31 onwards)

**Task:** Draw a neat picture of your \*house or room\* on an A4 sheet.

Write 10 sentences using the prepositions.

**Example:** The ball is under the table.

Label the objects in your drawing and underline the preposition in each sentence.

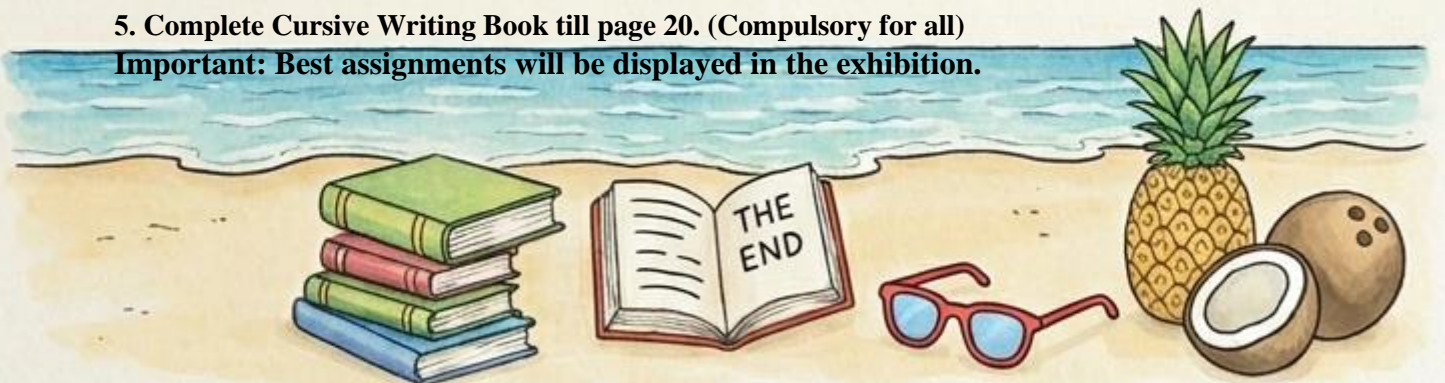



### 4. Comparison: Rajasthan vs Nagaland (Compulsory for all)

**Task:** On an A4 sheet, compare the **Physical Features of Rajasthan and Nagaland** through drawing and writing.

### 5. Complete Cursive Writing Book till page 20. (Compulsory for all)

**Important:** Best assignments will be displayed in the exhibition.





## हिंदी

1. Art integrated project( कला समेकित परियोजना)

'हमारा आहार' विषय पर नागालैंड व राजस्थान का तुलनात्मक अध्ययन तथा अन्य विषयों ( जैसे- विज्ञान, सामाजिक विज्ञान, अंग्रेजी, गणित )के साथ एकीकृत शिक्षा को दर्शाते हुए एक फाइल तैयार करें।(सभी छात्रों के लिए अनिवार्य है)


2. सुलेख पुस्तक में पृष्ठ संख्या 1-25 तक पूर्ण करें। (सभी छात्रों के लिए अनिवार्य है।)

3. समाचार पत्र में से अनुस्वार व अनुनासिक शब्दों को काटकर एक कोलाज बनाएँ।( रोल न.-1-15)

4. अपनी पसंद के किसी भी एक त्योहार को चित्रों के माध्यम से चार्ट पर बनाएँ।( रोल न. 16-30)

5. 'वाक्य' को परिभाषित करते हुए वाक्य भेदों को चित्र सहित चार्ट पर बनाइए। (रोल न. 31-43)





**Do the holiday homework according to the first alphabet of your name**

1. **Names A to E** - Create a multiplication Board referring the links (anyone)

<https://www.instagram.com/reel/DThCtg2kYgm/?igsh=MTEwMjQxYzJpdGpieg>

<https://www.instagram.com/reel/DQtLfplDKQZ/?igsh=MTdzeXVnd3N5aXQ2>

2. **Names from F to J** - Create an addition equilibrium using ruler bar, thumb pins . (refer the link)

<https://www.instagram.com/reel/CIAjuoTIG-a/?igsh=MTAwejUzMHdwem1qdw==>

3. **Names from K to O** - Prepare a project on city model / marketplace using solid shapes

<https://www.instagram.com/reel/DLZyp2lvRfg/?igsh=MXF5anZoNWcxc3kwbw==>

4. **Names from P to T** - Find and paste 5 real-life objects showing different types of lines. Prepare a chart for the same.

5. **Names from U to Z - Charts** Find out the population of Rajasthan and Nagaland arrange them in place value chart Making a colourful place value chart.


### Fun Activity

- Practice tables from 2 to 15 daily.
- Play number games with family members.

### Instructions:

- Complete all work neatly.
- Revise each topic regularly.
- Submit Holiday homework after vacation.





Note -Science holiday homework to be done on A- 4 size sheets and arrange them in a file or folder.

1)Collect dry leaves, sticks, and seeds from your garden or park.

Make pictures of any 2 animals using dry leaves and paste them on A-4 sheet.




2) Paste pictures of the famous dishes of Rajasthan and Nagaland and write any one recipe on A-4 sheet.

3. Paste pictures of trees found in Rajasthan and Nagaland, including the state tree of each state, and write a few lines about them.

4)Clay Modelling-Make a model of the life cycle of a butterfly/frog/ cockroach using clay ,paper, cotton, etc.

5)Write any four amazing facts about the mammals.





### Model Project

1. **\*\*4A1: Physical Features\*\*** (Mountains, Deserts, Plains, Plateaus)
2. **\*\*4A2: Water Resources\*\*** (Rivers, Oceans, Lakes)
3. **\*\*4A3: Means of Transport\*\*** (Car, Bus, Aeroplane, Train)
4. **\*\*4A4: National Symbols\*\*** (e.g., Tiger, Lotus, Peacock)
5. **\*\*4A5: Different Types of Soil\*\*** (Alluvial Soil, Black Soil, Red Soil)
6. **\*\*4A6: Prepare a Model on Northern Mountains.\*\***



### ## Learning and Notebook Work


1. **\*\*Learn Chapters 1 and 2.\*\***
2. **\*\*Complete Social Science Notebook Work.\*\***



### ## Monument Visit

1. **\*\*Visit any Monument in Jaipur\*\*** (e.g., Hawa Mahal, Amer Fort).
2. **\*\*Capture Photographs and Affix Them to a Chart.\*\***
3. **\*\*Share Experiences Regarding the Monuments in Class.\*\***





## ## Art Integrated Project

1. \*\*Compare Rajasthan and Nagaland's:\*\*

- \* Culture 
- \* Festivals 
- \* Cuisine 



2. \*\*Create a Collage on Chart Paper or in a Scrapbook.\*\*



## COMPUTER

### 1. "File Management Holder" - The Folder Fort


What to make: Take 3 coloured A4 sheets. Fold each into a pocket and staple the sides to make a holder with 3 pockets.

- **Label pockets:** 1. My Documents      2. My Pictures      3. My Homework

- Inside each: Draw or cut-paste 2-3 things that belong there. Ex: In My Pictures → draw a photo or a drawing file., In My documents → Any text file like an application, In my homework → Write definition of file and folder

- **Top cover:** "Class 4 File Manager: [Student Name]". Decorate with Windows logo.





## 2. Memory Units Ladder Game

What to make: In your notebook, draw a ladder. Each step = a unit of memory going up: Bit → Byte → KB → MB → GB → TB.

- **Creative twist: Write what can fit in each.**

- Byte: Your Favourite letter
- KB: 1 small joke
- MB: 1 favourite song (2 lines)
- GB: 5 favourite movies name
- TB: 5 favourite games



## 3. Desktop Rules

Write in your notebook: “5 Golden Rules of My Computer Desk”

1. Always shut down properly from Start Button.
2. Don't delete files without asking.
3. Keep desktop clean - only 8-10 icons.
4. Rename folders so I find them fast.
5. Empty Recycle Bin once a week.

