

# MAHESHWARI PUBLIC SCHOOL

Kalwar Road, Jaipur

# HOLIDAY HOMEWORK

## CLASS X

SESSION 2026-27

अ

HINDI



ENGLISH



MATHS



SCIENCE




SOCIAL SCIENCE

सं

SANSKRIT



FRENCH



AI



# हिंदी

1. सूरदास पाठ के आधार पर नागालैंड के प्रमुख धार्मिक संत व कवियों से संबंधित चित्र एकत्र करके फाइल में लगाएँ।

2. अन्य विषयों के साथ एकीकृत करते हुए,परियोजना कार्य को विषयपरक, कलात्मक व प्रभावशाली बनाइए।

3.1. वाच्य विषय पर एक रचनात्मक चार्ट तैयार कीजिए

3.2 अलंकार का एक आकर्षक चार्ट तैयार कीजिए

3.3 वाक्य भेद पर आकर्षक चार्ट तैयार कीजिए

3.4 हनुमान चालीसा की चौपाइयाँ जो विद्यार्थियों के लिए उपयोगी है, उनको आकर्षक पत्तियों की बंदनवार के रूप में अथवा पांडुलिपि के रूप में लिखकर लाइए।

\* प्रत्येक कार्य स्पष्ट व रचनात्मक रूप से फ़ाइल में प्रदर्शित करें ।

\* वर्तनी की शुद्धता का ध्यान अवश्य रखें। \*

# ENGLISH

## General Instructions:

- Questions I to III are mandatory for all students.
- Revise all the chapters, poems, and grammar topics covered so far.
- Complete all the assigned written tasks neatly on A4-sized sheets and compile them systematically in a file.
- Question IV (Model /Chart Making) is to be completed strictly as per the allotted roll numbers and assigned topics.
- Prepare a neat, creative, informative and well-finished model using appropriate materials.
- Ensure that your work reflects originality, sincere effort and excellent presentation.
- Maintain proper handwriting, correct spellings and grammatical accuracy throughout.
- The best models will be selected for display in the exhibition.

## 1. Book Review: -Read any book of your choice and prepare a detailed Book Review.

Your review must include:

- |                          |                             |
|--------------------------|-----------------------------|
| *Title of the Book       | *Name of the Author         |
| *Genre                   | *Brief Summary              |
| *Main Characters         | *Favourite Chapter / Scene  |
| *Message / Moral         | *Why you would recommend it |
| *Rating (out of 5 stars) |                             |

## Presentation Ideas:

- |                              |                      |
|------------------------------|----------------------|
| *Draw the cover page         | *Add illustrations   |
| *Write a memorable quotation | *Decorate creatively |

## 2. Creative Letter Writing


Write a formal and creative letter to the Prime Minister of India on any one of the following themes:

**Option A: National Development-** Share your ideas for a cleaner, greener, stronger and progressive India.

**Option B: Youth Inspiration-** Suggest how eminent personalities can motivate students towards discipline, innovation, sports and nation-building.

**Option C: Education for Future India-** Express how education, values and technology can build a brighter tomorrow.

**Option D: Artificial Intelligence and Its Benefits-** Express your views on how Artificial Intelligence (AI) can contribute to the progress of the nation and improve everyday life.



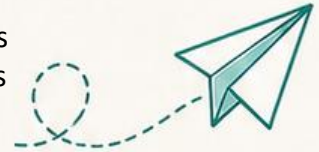
**3. Art Integrated Project:-**Create a Brochure titled: **“Artistic Journeys: From Thar Desert to Naga Hills”**. Prepare an attractive brochure based on the art, culture and traditions of Rajasthan and Nagaland.

Include the following points:

**Rajasthan & Nagaland**

- \*Famous dance forms
- \*Handicrafts
- \*Famous food

- \*Traditional dress
- \*Popular festivals
- \*Tribal culture



**4. Creative Assignment**

**Roll No. 1 to 10**

Choose your favourite author/poet and make a chart based on it including:

- \*Introduction of the author/poet
- \*Life and background
- \*Notable works
- \*Achievements and awards
- \*Interesting facts
- \*Pictures/illustrations

**Roll No. 11 to 20**

**Literary Model Making – Poem / Chapter Representation**

Prepare an innovative 3D model based on your favourite poem or chapter from the Textbook or Supplementary Reader.

Presentation Ideas:

- \*Recreate an important scene using cardboard, clay, charts, thermocol, popsicle sticks, etc.
- \*Use miniature figures, background settings, labels, and colours.

**Roll No. 21 to 30**

**Word Formation Project – Suffixes Model**

Create an attractive and informative model on Suffixes showing how new words are formed by adding suffixes to root words.

Your project should clearly depict the concept of suffixes through examples and creative presentation.

**Roll No. 31 to 40**

**Grammar Excellence Model**

Choose any one grammar topic and prepare a creative model.

Suggested Topics:


Determiners, Tenses, Direct & Indirect Speech, Modals and their Function, Subject-Verb Concord

**Roll no 41 onwards**

**Wisdom Chart/ Model**

Select 10 meaningful proverbs and prepare an illustrated chart / model showing:

- Proverbs and their meanings
- Real-life usage in sentence form
- Artistic drawing / symbolic picture



# MATHS



1. Solve worksheets of ch.1 (Real numbers) and ch.2 (polynomials)

(Note: worksheets will be shared in class WhatsApp group)

2. Do the following activities in Math's Lab Manual:

➤ **Activity 1:**

- a. To draw the graph of quadratic polynomial.
- b. To recognize the shape of the curve based on the sign of coefficient of  $x^2$ .
- c. To determine the number of zeroes.

➤ **Activity 2:** To determine the conditions for consistency of a system of linear equations in two variables by graphical method.

➤ **Activity 3:** To obtain the formula for the area of a circle using paper folding and cutting.

3. Prepare working/non-working model or chart as per class discussion.





# SCIENCE

**1. Art integrated project- Rajasthan and Nagaland -Make a creative project file with the incorporation of fine arts.**

**Topics:**

**A)** Sustainable architecture. Prepare a report on the comparison Rajasthan haveli and a Naga stilt house. Focus on passive cooling, thermal mass and ventilation for Rajasthan and structural stability in hilly terrain of Nagaland (Roll no. 1 to 9)

**B)** Create a pictorial herbarium or flip book comparing draught resistance flora of Rajasthan with tropical flora of Nagaland. Include ecological adaptations of local fauna. (Roll no. 10 to 18)

**C)** Study the chemistry of natural dyes used in Rajasthani block printing vs the weaving materials and fibre properties of Naga shawls. Prepare a detailed report for your study (use suitable pictures). (Roll no. 19 to 27)

**D)** Prepare a report with diagram contrasting arid land farming to prevent desertification with Naga terrace farming that prevents soil erosion. (Roll no. 28 to 36)






**E)** Create a comparative report showing Rajasthan rain water harvesting vs Nagaland bamboo drip irrigation system. Explain the chemistry of water purification and water saving techniques. ( Roll no. 37 to 45).

**2)** Complete the following experiment in science lab manual

Experiment 1 and 2 of Physics, Chemistry and Biology

**( Do your work neatly and draw relevant diagrams)**

**3)** Learn & practice the topics taught in class.





# SOCIAL SCIENCE

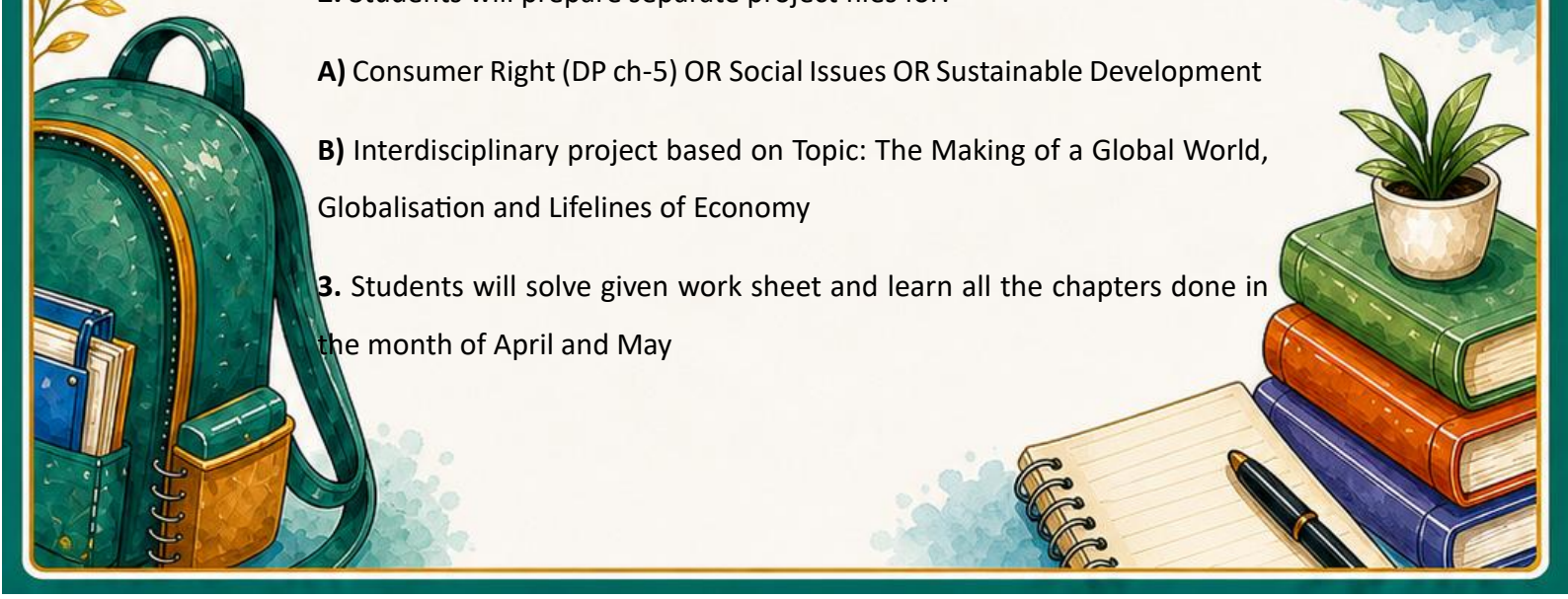
1. Student's will prepare working Models, Maps, Charts, and Projects on following topics:

- A) The Smart Drip Irrigation System (Roll no.1 to 4)
- B) Working: The "Print Revolution" Timeline Reel (Roll no.5to 8)
- C) Multipurpose River Valley Project (Roll no.09to12)
- D) Rain water harvesting model (Roll no.13to16)
- E) Sustainable Energy City(17to20)
- F) The Federal System Elevator (21to 24)
- G) The Electronic Voting Machine (EVM) Simulator (25 to 28)
- H) The Money Multiplier / Banking Cycle (29to 32)
- I) The Print Revolution (Mini Press) (33 to 36)
- J) Smart Waste Management System (37 to 40)
- K) Global Warming & Sea Level Rise Simulator (41 to 44)
- L) Global Supply Chain "Conveyor Belt" (45to 46)
- M) The Gutenberg Printing Press (DIY Version) (47 to 50)

2. Students will prepare separate project files for:

- A) Consumer Right (DP ch-5) OR Social Issues OR Sustainable Development
- B) Interdisciplinary project based on Topic: The Making of a Global World, Globalisation and Lifelines of Economy

3. Students will solve given work sheet and learn all the chapters done in the month of April and May



# SANSKRIT

1. **चित्र वर्णनम्:** किसी भी पुराने अखबार या पत्रिका से 2 सुंदर चित्र

(जैसे: वर्षा ऋतु, पुस्तकालय, या योग) काटें और उन पर 5-5 वाक्य संस्कृत में लिखें।

2. **संवाद लेखनम्:** 'दो मित्रों के बीच बातचीत' (विषय: ग्रीष्मकालीन अवकाश) पर एक छोटा सा संवाद (कम से कम 5 संवाद) लिखें।

3. **समय लेखनम् (Time):** एक सुंदर घड़ी का मॉडल या चित्र बनाएँ और उसमें संस्कृत में समय (सपाद, सार्ध, पादोन) को दर्शाएँ।

4. **राजस्थान एवं नागालैण्ड** का तुलनात्मक अध्ययन कर एक प्रोजेक्ट तैयार कीजिए। (उदाहरण –

राजस्थानम्: – राजस्थानं भारतस्य पश्चिमदिशि स्थितं 'वीरभूमिः' इति कथ्यते।

नागालैण्डम्: :- नागालैण्डं भारतस्य पूर्वोत्तरदिशि स्थितं 'उत्सवानां भूमिः' इति कथ्यते।)\*



# FRENCH

1. Écrivez 20 verbes irrégulier et conjugaison aussi dans votre cahier.

2. Ecrivez une lettre à votre ami(e) en décrivant ce que vous avez fait pendant votre vacance d'été. (80- 100 mots)

**\*\*Note :**

- Write in French note book.





# ARTIFICIAL INTELLIGENCE

Q1. Prepare an infographic/mind map/chart/3-D model of the following topics based on Roll Numbers-

Roll No.	Topic
1-5	Applications of AI
6-10	AI, ML, DL
11-15	Supervised Learning Models
16-20	Unsupervised Learning Models
21-25	AI Project Cycle
26-30	AI Domains
31-35	Artificial Neural Network
36-40	Value based Ethical Framework
41-45	Future with AI
46 onwards	Bioethics & its principles

Q2. Create an AI Model using tools like-

- o Teachable Machine (<https://teachablemachine.withgoogle.com/>)
- o Machine Learning for Kids (<https://machinelearningforkids.co.uk/>)

And share/display the project to your AI faculty.

Note-(Common Question for all students)

*"A mind that is stretched by a new experience can never go back to its old dimensions. May your summer memories be as big as your dreams."*

- Oliver Wendell Holmes Jr.