



MAHESHWARI PUBLIC SCHOOL

KALWAR ROAD, JAIPUR

HOLIDAY HOMEWORK

SESSION 2026-27






CLASS VII

Dear Students,


Holidays are a wonderful time to relax, explore, and learn beyond the classroom. To keep your minds active and creative, complete the assigned holiday homework with sincerity.



INSTRUCTIONS

-  Complete all work neatly in the assigned notebooks/files.
-  Maintain proper presentation and handwriting.
-  Use creativity wherever required.
-  Submit your homework on the first day after vacation.
-  Parents are requested to guide and encourage their wards.

REMEMBER:

"Learning never stops – even during holidays!" 



SUBMISSION DATE:
First working day after holidays



★ *Best Wishes for a Happy & Productive Vacation!* ★



कक्षा-7

ग्रीष्मकालीन गृहकार्य (हिंदी)

1. कला समेकित परियोजना तैयार कीजिए।
पाठ्य-पुस्तक के पाठ 'माँ, कह एक कहानी' पाठ को अन्य विषयों से जोड़ते हुए फाइल तैयार कीजिए।
(सभी छात्र-छात्राओं के लिए अनिवार्य)

संकेत बिंदु-

- * विज्ञान से जोड़ते हुए (जलीय पक्षियों का कोलाज)
- * अंग्रेजी (पाठ से मिलने वाली शिक्षा से संबंधित 10 sentences)
- * हिंदी/संस्कृत (स्वरचित कविता)
- * सामाजिक विज्ञान (बौद्ध धर्म के अष्टांग नियम)
- * कला/शिल्प (गौतम बुद्ध का चित्र)
- * कंप्यूटर (गौतम बुद्ध से संबंधित एक PPT)

पाठ्य-पुस्तक के पाठ 'माँ, कह एक कहानी' के आधार पर राजस्थान व नागालैंड की लोककथाओं का तुलनात्मक अध्ययन प्रस्तुत कीजिए। (फाइल)

2. 'पर्यावरण संरक्षण' विषय पर एक पोस्टर बनाइए और नारा लिखिए। (Roll no. 1 to 10)
3. ' एक दिन बिना मोबाइल के ' विषय पर 6 से 8 फ्रेम की कॉमिक स्ट्रिप तैयार कीजिए।(Roll no. 11 to 20)
4. ' साल 2050 मे मेरा भारत कैसा होगा ?' विषय पर एक पोस्टर तैयार कीजिए। (Roll no. 21 to 30)
5. हाथ से संबंधित मुहावरों को उनके अर्थ सहित चार्ट पर प्रस्तुत कीजिए। (Roll no. 31 to last roll no.)

CLASS - VII

Subject - English

HOLIDAY HOMEWORK



General Instructions

- Questions I to III are mandatory for all students.
- Revise all Chapters, Poems, and Grammar topics covered so far.
- Complete all written work neatly on A4 sheets and compile it in a file.
- Question IV (Model Making) must be completed as per allotted roll numbers.
- Ensure your work is creative, original, and well-presented.
- Maintain good handwriting, correct grammar, and neatness.
- Selected models will be displayed in the exhibition.

Q1: Figurative Language Comic Strip

Task: Create a comic strip using 5 types of figurative language:

- Simile
- Metaphor
- Personification
- Repetition
- Alliteration

For each:

- Draw a small comic scene
- Write the sentence used
- Explain its meaning

Example:

"The wind whispered softly"
→ Draw wind talking → Personification

Q2: Time Travel Diary Entry

Task: Imagine you travelled to one of these:

- Ancient India
- Future World (Year 3000)
- Medieval Castle

Write a diary entry (150-180 words) including:

- What you saw
- People you met
- Food, clothing, lifestyle
- Your feelings

Add a small sketch or border design




Q3: Literary Fusion Magazine

Title: Legends & Landscapes: Rajasthan Meets Nagaland

1. Cover Page

- Draw Thar Desert + Naga Hills / Kohima landscape
- Add a creative and attractive title



2. Story Blend Section

- Write one Rajasthani folk tale (e.g., Tejaji or Dhola Maru) – 100 words
- Write one Naga folk tale (e.g., The Legend of Jina and Etiben) – 100 words
- Add a comparison chart including:
 - Theme
 - Characters
 - Moral

Aspect	Rajasthani Tale	Naga Tale
Theme		
Characters		
Moral		


3. Festival Exchange Dialogue

- Write a conversation between:
 - A Rajasthani child at Desert Festival
 - A Naga child at Hornbill Festival
- Include:
 - 10-12 dialogues
 - Traditional greetings:
 - Khamma Ghani (Rajasthan)
 - Kuknalim (Nagaland)



4. Creative Reflection Page

- Write a short paragraph on: "What inspired me" the most..."
- Add 4-5 lines
- Include small illustrations or borders



Q4: Interactive & Functional Models

(Roll No. 1-10)

A. Story Builder Machine

Concept: Understanding story elements

How to Make:

1. Create a rotating wheel or box
2. Sections: Characters, Setting, Conflict, Climax, Resolution
3. Spin to create a random story



(Roll No. 11-20)

B. Tense Time Tunnel

Concept: Past, Present, Future Tenses

How to Make:

1. Create a tunnel/road divided into 3 sections
2. Add example sentences in each tense
3. Use arrows and clocks



(Roll No. 21-30)

C. Voice Changer Machine

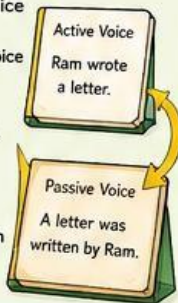
Concept: Active & Passive Voice

How to Make:

1. Create a flip-card board
2. One side: Active voice
3. Flip → Passive voice

Example:

Ram wrote a letter
→
A letter was written by Ram



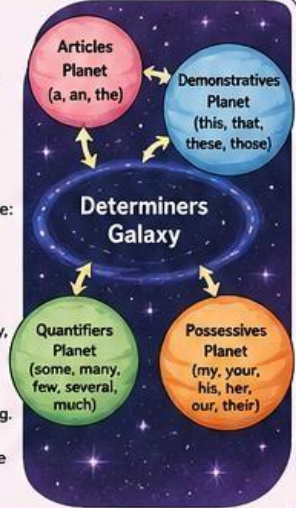
(Roll No. 31-45)

D. Determiners Galaxy

Concept: Understanding types and usage of determiners

How to Make:

1. Create a space-themed model (chart/3D base)
2. Draw planets representing different determiners, for example:
 - Articles Planet (a, an, the)
 - Demonstratives Planet (this, that, these, those)
 - Possessives Planet (my, your, his, her, our, their)
 - Quantifiers Planet (some, many, few, several, much)
3. Show each planet with 2-3 example sentences
 - Example: This book is interesting.
 - Many students participated.
4. Connect planets with arrows like a galaxy system



Holiday Homework

Class 7 Maths

1 Write any 5 mobile numbers and check their divisibility by 11. (Roll no. 1 to 10)



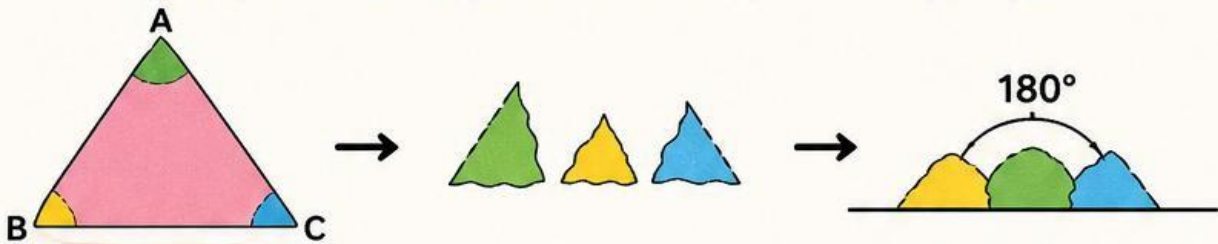
1. _____
2. _____
3. _____
4. _____
5. _____

Divisibility by 11 Rule:

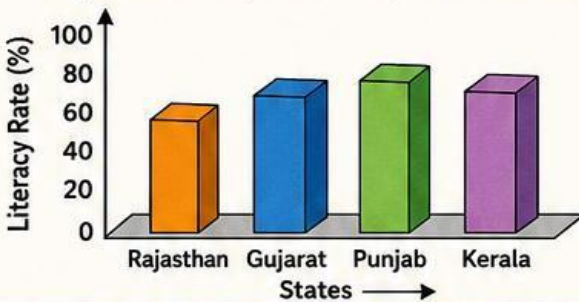
If the difference between the sum of digits in odd places and the sum of digits in even places is either 0 or a multiple of 11, then the number is divisible by 11.

2 Verify that sum of the angles in a triangle is 180 degree. (Roll no. 11 to 20)

Steps: Cut out a triangle from a coloured sheet. Tear off the three corners(angles) and arrange them on a straight line such that they form a straight angle.



3 Construct a 3 dimensional bar graph by taking literacy rate of Rajasthan, Gujarat, Punjab and Kerala for year 2025. (Roll no. 21 to 30)



State	Literacy Rate (%)
Rajasthan	_____
Gujarat	_____
Punjab	_____
Kerala	_____

4 Represent following fractions using colourful paper strips of length 20 cm and width 4 cm

A. $\frac{3}{10}$

B. $\frac{4}{5}$

C. $\frac{7}{20}$

Use different colours to show different parts of given fractions.

(Roll no, 31 to remaining all)

5 Maths Lab Manual Activities (Roll no. 1 to remaining all)

Activity 1

Comparison of Numbers



Activity 3

Decimal Numbers

1.25

All the activities should be done in maths lab manual.



SCIENCE CLASS 7 HOLIDAY HOMEWORK



Q1. Science Art Integrated project Rajasthan and Nagaland

Students to do the below project in scrap book. Make cover page, Index.

Roll no 1 to 10

Make a table and compare the soil found in both the states.
Paste pictures of crops grown in the soil, temperature and season they grow.

Basis	Rajasthan	Nagaland
Type of Soil
Colour
Texture
Crops Grown		
Temperature
Season		



Roll no 11 to 20

* Students will study about any 3 monuments of Rajasthan and Nagaland.
Paste pictures and explain their geometrical shape and importance.



Hawa Mahal, Jaipur
Semi-octagonal shape
Importance: It allows cool air to pass and was used by royal ladies to see outside.



Jantar Mantar, Jaipur
Triangular shapes
Importance: It was built for astronomical observations.



Mehrangarh Fort, Jodhpur
Rectangular shapes
Importance: One of the largest forts in India, built for protection.



Kisama Heritage Village, Kohima
Conical and triangular shapes
Importance: Preserves Naga culture and traditions.



Dzukou Valley (Stone structures)
Circular shapes
Importance: Ancient heritage and cultural value.



Kohima War Cemetery
Rectangular shape
Importance: Built in memory of soldiers of World War II.

Roll no 21 to 30

* Explain any two musical instruments of each Rajasthan and Nagaland.
Paste pictures.



Rajasthan Ravanhatta
A string instrument played with a bow. It is popular in folk music.



Rajasthan Algoza
A wind instrument made of bamboo. It has two pipes and produces melodious sound.



Nagaland Log Drum
A traditional drum made from a hollowed log. It is used in festivals and ceremonies.



Nagaland Tuila
A bamboo flute used by the tribal people. It produces soft and sweet music.

Roll no 31 to last

* Paste pictures of any two famous poet of each Rajasthan and Nagaland.
Write any one Hindi poem and one English poem written by him.
Write their life history.

Rajasthan Kanhaiyalal Sethia



(Hindi Poet)

Poem: "मानुभूमि पर शीश चढ़ाने जिस पथ जाएँ वीर अनेक।"

Rajasthan Vijaydan Detha



(Hindi Writer & Poet)

Poem: "आवो नी पधारो म्हारे देश जी, पधारो म्हारे देश।"

Nagaland Kekhrievisie Sachü



(English Poet)

Poem: "We, the young dream dreams, and see visions."

Nagaland Temsüla Ao



(English Poet)

Poem: "I see my dreams come true."

Compulsory for all

* Using colourful papers make traditional dress of Rajasthan and Nagaland and paste in scrap book.

Rajasthan



Nagaland



Q2. Make a project on different types of fossils of plants, animals and leaves using clay, mud etc. Identify their names. Use your creativity to display the fossils.
Watch the link for reference.



<https://youtube.com/shorts/D16QVmKq168?si=Xxbz7MBKNmM2-7p9>
<https://youtu.be/y18oulAa008?si=evLg3tGM5KVvp9Xl>

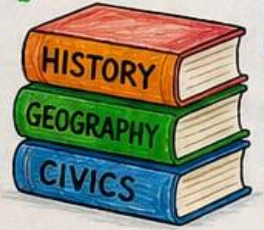
Q3. Learn question and answer of chapter 1, 2 and 3 for UT 1.





SOCIAL SCIENCE

HOLIDAY HOMEWORK



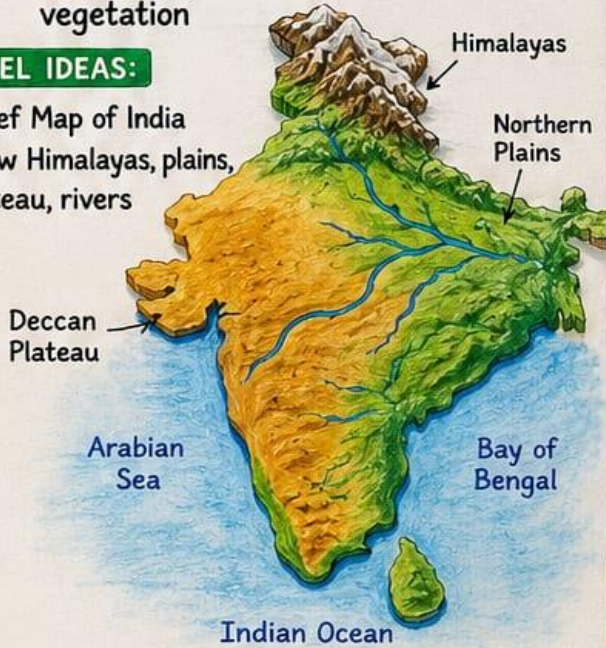
CLASS - 7th

1. GEOGRAPHICAL DIVERSITY OF INDIA

Focus: landforms, climate, vegetation

MODEL IDEAS:

- Relief Map of India
- Show Himalayas, plains, plateau, rivers

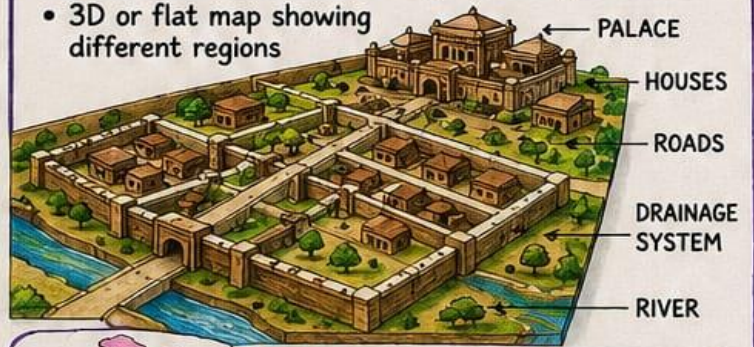


2. NEW BEGINNINGS: CITIES AND STATES

Focus: early cities, administration, urban life

MODEL IDEAS:

- Ancient City Layout (like Pataliputra)
Show roads, houses, drainage system, palace
- 3D or flat map showing different regions



REGIONS OF INDIA

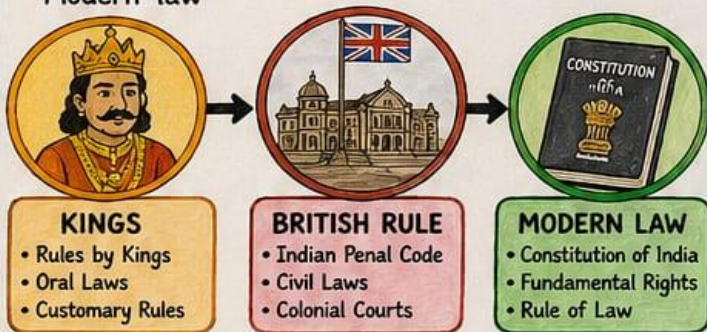
- NORTH
- SOUTH
- EAST
- WEST
- NORTH EAST
- CENTRAL

3. FROM THE RULERS TO THE RULES

Focus: governance, laws, constitution basics

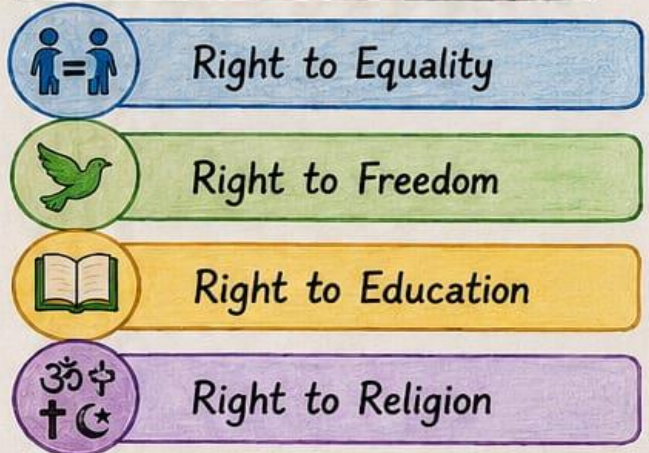
MODEL IDEAS:

- Evolution of Law System
- Timeline model:
Kings → British rule → Modern law




4. FUNDAMENTAL RIGHTS CHART

"FUNDAMENTAL RIGHTS"




LEARN CH. 1, 4 & 9





FRENCH!



HOLIDAY HOME WORK

CLASS : VII

- 1** Conjuguez cinq - 'er' et 'ir' verbes et faites une phrase avec chaque verbe.
(Conjugate five - 'er' and 'ir' verbs and make one sentence with each verb.)



- 2** Ecrivez un paragraphe sur mon meilleur ami(e).



- 3** Draw any one France monument on an A4 sheet paper.



****Note :**

- Write In French note book.





ग्रीष्मकालीन गृहकार्य कक्षा 7

विषय - संस्कृत



- **संस्कृत नीति वाक्य** - 5 छोटे संस्कृत नीति वाक्य या सूक्तियां - जैसे सत्यमेव जयते द चार्ट पेपर पर सुंदरता से लिखें। (रोल नं. 1 से 15)

उदाहरण -

1. सत्यमेव जयते।
2. विद्या ददाति विनयं।
3. अहिंसा परमो धर्मः।
4. उद्यमेन हि सिद्ध्यन्ति कार्याणि।
5. माता गुरु देवो भव।



- **संस्कृत में मेरा परिचय** - एक A4 शीट पर अपना सुंदर चित्र बनाकर, संस्कृत में 5 वाक्य, मम नाम अस्ति, अहं कक्षा पठामि लिखें। (रोल नं. 16 से 30)

उदाहरण -

1. मम नाम आरवः अस्ति।
2. अहं सप्तमकक्षायां पठामि।
3. अहं विद्यालयं प्रतिदिनं गच्छामि।
4. मम प्रियः विषयः संस्कृतम् अस्ति।
5. अहं बड़ा भवितुम् इच्छामि।



- **शब्दरूप** - अकारात पुल्लिंग और आकारात स्त्रीलिंग शब्दरूप - 1-1 A4 शीट पर लिखें। (रोल नं. 31 से अंतिम तक)

अकारात पुल्लिंग (राम)			
विभक्ति	एकवचनम्	द्विवचनम्	बहुवचनम्
प्रथमा	रामः	रामौ	रामाः
द्वितीया	रामम्	रामौ	रामान्
तृतीया	रामेण	रामाभ्याम्	रामैः
चतुर्थी	रामाय	रामाभ्याम्	रामेभ्यः
पञ्चमी	रामात्	रामाभ्याम्	रामेभ्यः
षष्ठी	रामस्य	रामयोः	रामाणाम्
सप्तमी	रामे	रामयोः	रामेषु

आकारात स्त्रीलिंग (सीता)			
विभक्ति	एकवचनम्	द्विवचनम्	बहुवचनम्
प्रथमा	सीता	सीते	सीताः
द्वितीया	सीताम्	सीते	सीताः
तृतीया	सीतया	सीताभ्याम्	सीताभिः
चतुर्थी	सीतायै	सीताभ्याम्	सीताभ्यः
पञ्चमी	सीतायाः	सीताभ्याम्	सीताभ्यः
षष्ठी	सीतायाः	सीतयोः	सीतानाम्
सप्तमी	सीतायाम्	सीतयोः	सीतासु



- **श्लोक गायन** - कोई भी दो आसान संस्कृत श्लोक अर्थ सहित याद करें और उसका वीडियो रिकार्ड करें।

सरल श्लोक उदाहरण

कराग्रे वसते लक्ष्मीः करमध्ये सरस्वती।
करमूले तु गोविन्दः प्रातः करदर्शनमा।।

(अर्थ - प्रातः उठकर अपने हाथों को देखकर हमें ईश्वर, लक्ष्मी और सरस्वती का स्मरण करना चाहिए।)

विद्या ददाति विनयं विनयाद् याति पात्रताम्।
पात्रत्वात् धनमाप्नोति धनात् धर्मं ततः सुखम्।।

(अर्थ - विद्या से विनय आता है, विनय से योग्यता, योग्यता से धन, धन से धर्म और धर्म से सुख मिलता है।)



- **संस्कृत संवाद** - संस्कृत के 5 सरल वाक्य बोलने का अभ्यास करें, जैसे सः पठाति, अहं पठामि

संवाद उदाहरण -

1. अहं विद्यालयं गच्छामि।
2. त्वं किम् करोशी?
3. अहं पुस्तकम् पठामि।
4. सः जलं पिबति।
5. वयं क्रीडामः।



Holiday Homework

Computer Science

CLASS VII

Activity 1: Computer Network Model

(Types of Networks)

Create a 3D model on the topic "Types of Computer Networks."

Instructions:

1. Prepare a model showing computers are connected in different types of networks.
2. Your model should include at least one of the following:
 - LAN (Local Area Network - school/home)
 - MAN (Metropolitan Area Network - city)
 - WAN (Wide Area Network - internationally)
3. Show the key components by:
 - Using threads/wires to connect computers
 - Placing small buildings (school, home, office)
 - Labeling each network clearly
4. Highlight differences:
 - Size (small / medium / large)
 - Area covered
 - Example (school, city, world)
5. Use simple materials such as:
 - Cardboard
 - Coloured paper
 - Clay/thermocool
 - Waste materials (boxes, straws, wire)

Highlight Differences

Type	Size	Area Covered	Example
LAN	Small	Small area (school, home, office)	School Network
MAN	Medium	City or Metropolitan area	City Network
WAN	Large	Worldwide	Internet

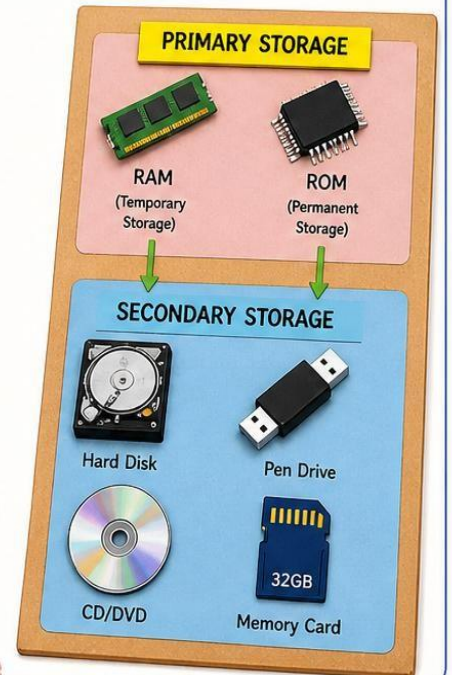


Activity 2: Data Storage Devices

Create a model on the topic "Data Storage Devices."

Instructions:

1. Prepare a model showing different types of storage devices used in computers.
2. Your model should include at least four of the following:
 - Hard Disk
 - Pen Drive
 - CD/DVD
 - Memory Card
 - RAM (Primary Memory)
 - ROM
3. Show classification clearly:
 - Primary Storage (RAM, ROM)
 - Secondary Storage (Hard Disk, Pen Drive, etc.)
4. Use arrows or labels to show:
 - Temporary Storage (RAM)
 - Permanent Storage (Hard Disk, etc.)
5. Use simple materials such as:
 - Cardboard
 - Coloured paper
 - Clay/thermocool
 - Waste materials (old boxes, plastic covers, etc.)



Note: Do any **one** of the above activities.
Make sure your work is neat, colourful, and well-presented.