



# Maheshwari Public School

A Prestigious Co-Educational English Medium School  
Governed by The Education Committee of The Maheshwari Samaj Society, Jaipur  
Affiliated to CBSE, Delhi , Affiliation No. 1730891



## Holiday Homework

### Class XII

### Humanities Stream

### Session(2026-27)

A decorative border of colorful numbers (0-9) in various colors (red, blue, green, yellow, purple, etc.) surrounds the central text. At the bottom of the page, there is a row of colorful pencils in various colors (yellow, orange, red, pink, purple, blue, green, brown, etc.).

**English**

## English

### **Assessment in Listening and Speaking Skills (ALS)**

#### **i. Suggestions for Project Work:**

- The Project can be inter-disciplinary in theme. The ideas/issues highlighted in the chapters/ poems/ drama given the prescribed books can also be developed in the form of a project. Students can also take up any relevant and age-appropriate theme.
- Such topics may be taken up that provide students with opportunities for listening and speaking. Some suggestions are as follows:

#### **a) Interview-Based research:**

##### **Example:**

- Students can choose a topic on which to do their research/ interview, e.g. a student can choose the topic: “Evolving food tastes in my neighbourhood” or “Corona pandemic and the fallout on families.” Read the available literature.
- The student then conducts interviews with a few neighbours on the topic. For an interview, with the help of the teacher, student will frame questions based on the preliminary research/background.
- The student will then write an essay/ write up / report etc. up to 1000 words on his/her research and submit it. He/ She will then take a viva on the research project. The project can be done in individually or in pairs/ groups

b) Students listen to podcasts/ interviews/radio or TV documentary on a topic and prepare a report countering or agreeing with the speakers. Write an 800 - 1000 words report and submit. Take a viva on the report.

c) Students create their own video/ Audio, after writing a script. Before they decide a format, the following elements can be taken into consideration:

- Theme/topic of the audio / video. Would the child like to pick a current issue or something artistic like theatre?
- What are the elements that need to be part of the script?
- Will the video/audio have an interview with one or more guests?
- Would they prefer to improvise while chatting with guests, or work from a script?
- What would be the duration?
- How would they present the script/report to the teacher? Can it be in the form of a narrative?

**d) Students can write, direct and present a theatrical production, /One act play**

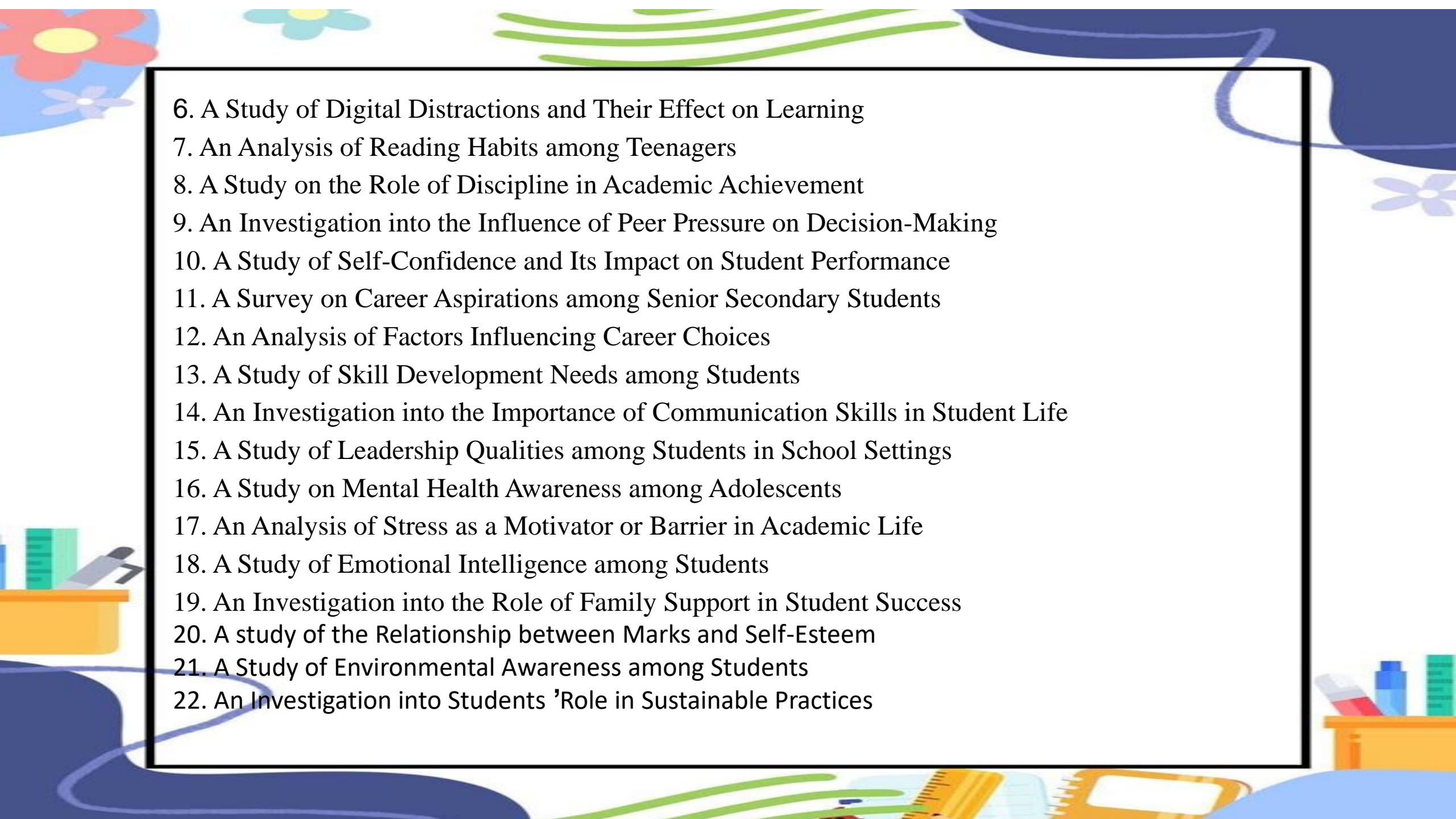
This will be a project which will be done as a team. It will involve planning, preparation and presentation. In short, various language skills will be utilised. There will be researching, discussion, writing the script, auditioning and ultimately producing the play. The project will end with a presentation and subsequently a viva. Teachers will be able to assess the core language skills of the students and help them grow as 21<sup>st</sup> century critical thinkers.

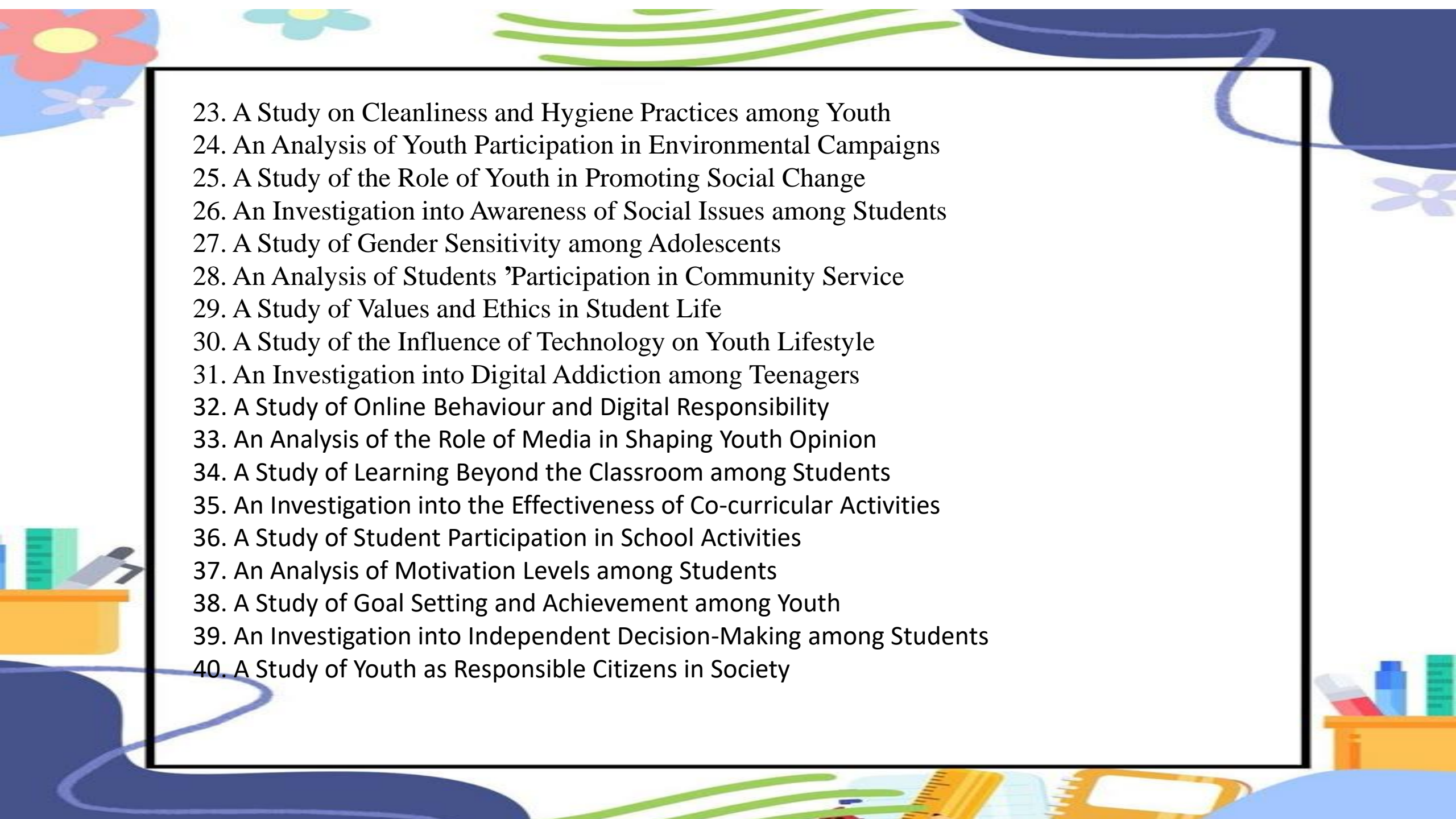
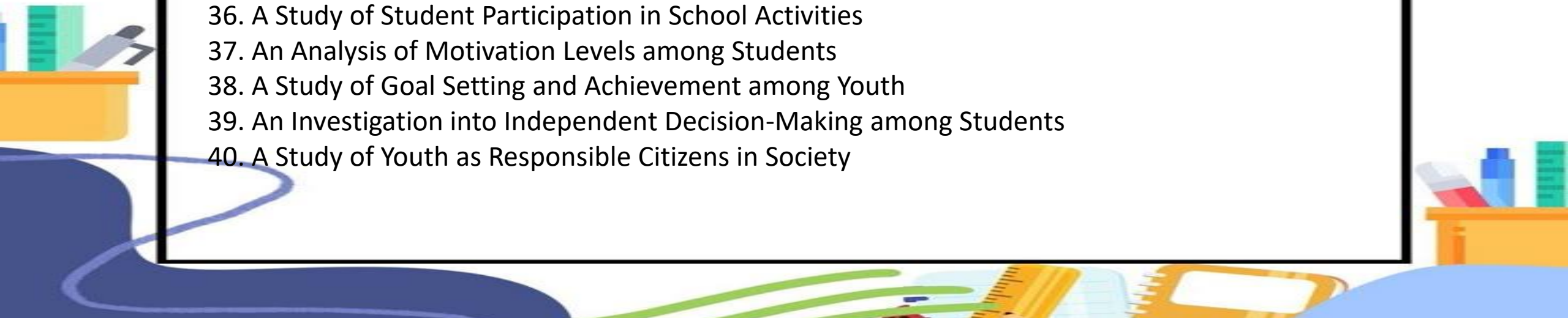
The **Project-Portfolios** is a compilation of the work that the students produce during the process of working on their ALS Project. The Project-Portfolio may include the following:

- Cover page, with title of project, school details/details of students.
- Statement of purpose/objectives/goals
- Certificate of completion under the guidance of the teacher.
- Action plan for the completion of assigned tasks.
- Materials such as scripts for the theatre/role play, questionnaires for interview, written assignments, essays, survey-reports and other material evidence of learning progress and academic accomplishment.
- The 800-1000 words essay/Script/Report.
- Student/group reflections.
- If possible, Photographs that capture the positive learning experiences of the student(s).
- List of resources/bibliography.

**Topic Allotment (Roll Number-wise)**

1. A Study of the Impact of Social Media on Student's Academic Performance
2. An Analysis of Time Management Practices among Senior Secondary Students
3. A Comparative Study of Online and Offline Learning Outcomes
4. A Study on Exam Stress and Coping Strategies among Students
5. An Investigation into Sleep Patterns and Academic Efficiency

- 
6. A Study of Digital Distractions and Their Effect on Learning
  7. An Analysis of Reading Habits among Teenagers
  8. A Study on the Role of Discipline in Academic Achievement
  9. An Investigation into the Influence of Peer Pressure on Decision-Making
  10. A Study of Self-Confidence and Its Impact on Student Performance
  11. A Survey on Career Aspirations among Senior Secondary Students
  12. An Analysis of Factors Influencing Career Choices
  13. A Study of Skill Development Needs among Students
  14. An Investigation into the Importance of Communication Skills in Student Life
  15. A Study of Leadership Qualities among Students in School Settings
  16. A Study on Mental Health Awareness among Adolescents
  17. An Analysis of Stress as a Motivator or Barrier in Academic Life
  18. A Study of Emotional Intelligence among Students
  19. An Investigation into the Role of Family Support in Student Success
  20. A study of the Relationship between Marks and Self-Esteem
  21. A Study of Environmental Awareness among Students
  22. An Investigation into Students 'Role in Sustainable Practices

- 
23. A Study on Cleanliness and Hygiene Practices among Youth
  24. An Analysis of Youth Participation in Environmental Campaigns
  25. A Study of the Role of Youth in Promoting Social Change
  26. An Investigation into Awareness of Social Issues among Students
  27. A Study of Gender Sensitivity among Adolescents
  28. An Analysis of Students 'Participation in Community Service
  29. A Study of Values and Ethics in Student Life
  30. A Study of the Influence of Technology on Youth Lifestyle
  31. An Investigation into Digital Addiction among Teenagers
  32. A Study of Online Behaviour and Digital Responsibility
  33. An Analysis of the Role of Media in Shaping Youth Opinion
  34. A Study of Learning Beyond the Classroom among Students
  35. An Investigation into the Effectiveness of Co-curricular Activities
  36. A Study of Student Participation in School Activities
  37. An Analysis of Motivation Levels among Students
  38. A Study of Goal Setting and Achievement among Youth
  39. An Investigation into Independent Decision-Making among Students
  40. A Study of Youth as Responsible Citizens in Society
- 

## Experiential Learning Project (Roll Number-wise)

**Roll No. 1 – 8** • Author Study – Critical Profile

Choose a renowned author such as William Shakespeare, Rabindranath Tagore, or George Orwell

Prepare a research-based analytical chart including:

- Literary movement associated with the author
- Writing style and themes • Impact on society and literature
- Critical reception of their works • Personal evaluation of their contribution

**Roll No. 9-16** • Literary Scene Reconstruction (3D Model + Oral Explanation)

Design a 3D model representing a symbolic or climactic scene from any chapter/poem.

Extend beyond basics:

- Highlight symbolism and themes visually • Add dialogue tags or narration snippets
- Attach a written explanation (200 words)

**Roll No. 17- 24** • Morphology Project – Word Formation Lab

Create an interactive model/chart explaining:

- Common Errors, Tenses, Heteronyms, Homophones Homonyms
- Word transformation with meaning shifts
- Real-life application (advertisements, posters, headlines, etc.)

Challenge Element:

Analyse how word formation affects tone and meaning in texts

**Roll No. 25-32** • Grammar in Context Model

Select ONE topic:

- Tenses in narrative writing • Common errors and corrections • Voice transformation in journalism
- Reported speech in conversations

Your model must show:

- Rules + examples • Real-life usage (news, speeches, dialogues)

**Roll No. 33 -40** • Philosophy & Language Project “ –Wisdom Through Words”

Select 10 powerful quotations/proverbs and present:

- Literal meaning vs deeper interpretation • Contextual relevance in modern life
- Short real-life scenario for each • Visual symbolism/artistic representation Roll no 40 +

Thinking beyond the box

- Create a podcast / video (3–5 mins) explaining a recent contemporary national issue.
- Prepare a reading journal during holidays • Attempt a creative piece (poem, short story, blog)

The image features a decorative border at the top and sides composed of a dense, colorful pattern of numbers from 0 to 9. At the bottom, there is a horizontal row of various colored pencils, including shades of yellow, orange, red, pink, purple, blue, green, and brown. In the center of the white background, the words "Political Science" are written in a bold, black, sans-serif font, enclosed within a light pink rectangular box with a thin blue border.

# Political Science

## Political Science

Prepare Project file (A3 Size Sheet) on any one Topic\*

1. NAM- 1961 to present times.
2. Division of Germany with special focus on the construction and dismantling of the Berlin Wall.
3. CIS-Central Asian Republics
4. Disintegration of USSR with special focus on Gorbachev.
5. Arab Spring
6. Cover the negative as well as positive aspects of relationship between India and the following countries.

Focus on any one of the following (current updates should be highlighted):

- a) Relationship between India and Russia
- b) Relationship between India and China
- c) Relationship between India and Pakistan
- d) Relationship between India and Bangladesh

7. ASEAN
8. European Union and BREXIT
9. BRICS
10. SAARC
11. India's Nuclear Policy
12. United Nations with focus on India's candidature in Security Council.
13. UN Agencies – UNICEF, UNESCO, WHO
14. Pandemics: Covid 19- Its global impact (focus on worldwide cooperation and preparedness  
along with controversies (please collect newspaper clippings for the same)
15. Partition of India-Theory behind it and its legacy
16. Comparison between NITI AAYOG and Planning Commission and their contribution in India's Development.
17. Election 2019- Rise of BJP and Downfall of Congress (1989-2019).
18. Imposition of Emergency in India
19. NDA III and NDA IV – Social and Economic welfare programmes

The image features a decorative border at the top and sides composed of a dense pattern of colorful numbers (0-9) in various colors like red, blue, yellow, and green. At the bottom, there is a horizontal row of numerous colored pencils in various colors including yellow, orange, red, pink, purple, blue, green, and brown. In the center of the white background, the word "Geography" is written in a bold, black, sans-serif font, enclosed within a light pink rectangular box with a thin blue border.

# Geography

## Geography

- Students will prepare Models, Msps Charts, and Projects on following topics  
:
  - Population Distribution in India  
( Roll No. 12501, 12511)
  - Migration Patterns (Roll No. 12521, 12531 )
  - Human Development Index (HDI) Roll No. 12502, 12512, 12522, 12532)
  - Settlement Patterns (Rural & Urban)  
(Roll No. 12503, 12513, 15223, 15333)
  - Land Use Pattern in India  
(Roll No. 12504, 12514)
  - Agriculture Types in India  
(Roll no. 12524, 12534)
  - Cropping Seasons (Kharif, Rabi, Zaid)

(Roll No. 12505, 125115 )

Irrigation Systems

(Roll No. 12525, 12535 )

Mineral & Energy Resources ( Roll No. 12506, 12516)

Industrial Regions of India ( Roll No. 12526, 12536)

Transport Networks (Road, Rail, Air, Water)

( Roll No. 12507, 12517)

Communication Networks( Roll No. 12527, 12537)

International Trade (India)

( Roll No. 12508, 12518)

Environmental Issues (Pollution, Climate Change) ( Roll No. 12528, 12538)

Urbanization & Smart Cities

(Roll No. 125109, 125119,)

Water Resource Management

(Roll No. 12529, 12539 )

Regional Development Planning

(Roll No. 125110, 15220, 12530)

- Students will prepare practical work book.
- Students will solve given work sheet.

A decorative border composed of various colorful numbers (0-9) in different sizes and orientations, framing the central content.

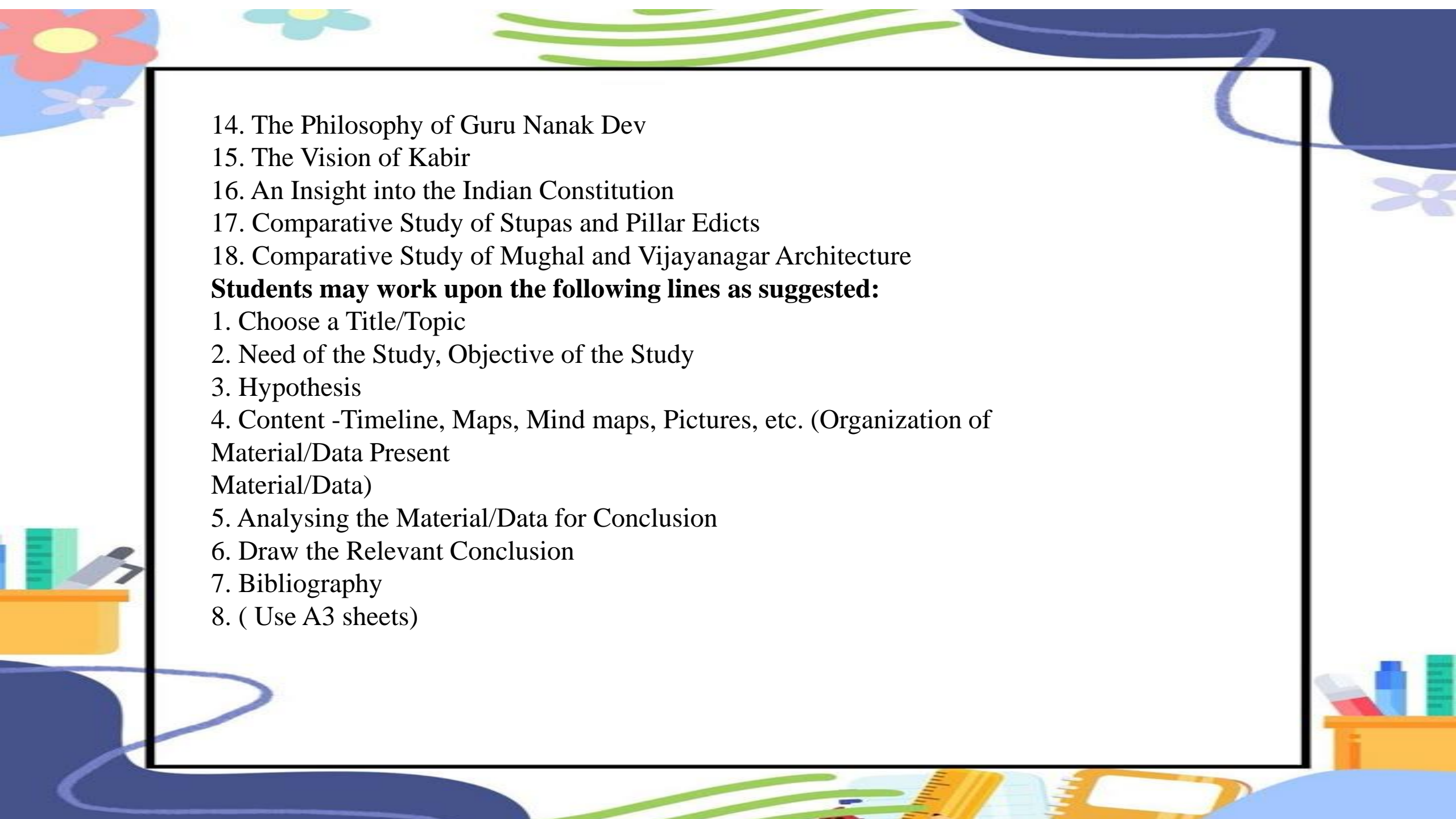
# History

A decorative border at the bottom of the page consisting of a row of colorful pencils in various colors, including yellow, orange, red, pink, purple, blue, green, and grey.

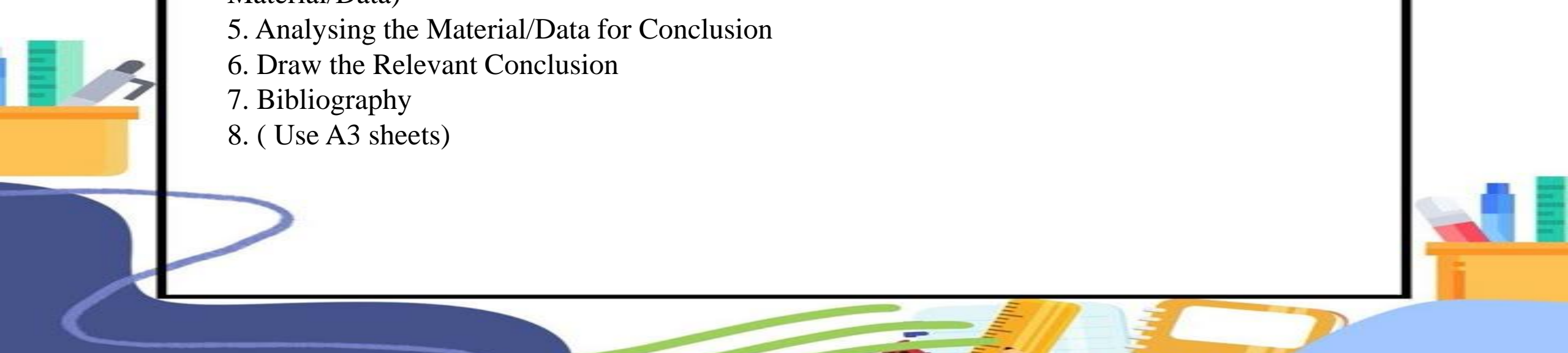
## History

### **Make a project file on the following topics**

1. The Indus Valley Civilization-Archaeological Excavations and New Perspectives
2. The History and Legacy of Mauryan Empire
3. “Mahabharat”- The Great Epic of India
4. The History and Culture of the Vedic period
5. Buddha Charita
6. A Comprehensive History of Jainism
7. Bhakti Movement- Multiple Interpretations and Commentaries.
8. The Mystical Dimensions of Sufism
9. Global Legacy of Gandhian Ideas
10. The Architectural Culture of the Vijayanagar Empire
11. Life of Women in the Mughal Rural Society
12. Comparative Analysis of the Land Revenue Systems Introduced by the Britishers in India
13. The Revolt of 1857- Causes; Planning & Coordination; Leadership, Vision of Unity

- 
14. The Philosophy of Guru Nanak Dev
  15. The Vision of Kabir
  16. An Insight into the Indian Constitution
  17. Comparative Study of Stupas and Pillar Edicts
  18. Comparative Study of Mughal and Vijayanagar Architecture

**Students may work upon the following lines as suggested:**

1. Choose a Title/Topic
  2. Need of the Study, Objective of the Study
  3. Hypothesis
  4. Content -Timeline, Maps, Mind maps, Pictures, etc. (Organization of Material/Data Present Material/Data)
  5. Analysing the Material/Data for Conclusion
  6. Draw the Relevant Conclusion
  7. Bibliography
  8. ( Use A3 sheets)
- 

A decorative border surrounds the page, featuring a mix of colorful numbers (0-9) in various sizes and orientations. The numbers are scattered across the top, sides, and bottom edges of the page. At the bottom, there is a row of colorful pencils in various colors including yellow, orange, red, pink, purple, blue, green, and brown.

# **Informatics Practices**

## Informatics Practices

Instructions-

All the Questions to be done in Copy / Practical file-

Q1. How is Series data structure different from a DataFrame data structure?(3 points)

Q2. Given are the two objects, a list object namely lst1 and a series object namely ser1, both are having similar values i.e. 2,4,6,8. Find the output produced by the following statements-

i) `print(lst1*2)`

ii) `print(ser1*2)`

Q3. Consider the given series ,M1-

	Marks
Term1	45
Term2	65
Term3	24
Term4	89

Write a program in Python to create the series.

Q4. What will be the output of the following program-

```
import pandas as pd
```

```
Fst= [9,10,11]
```

```
Scd=pd.Series(fst)
```

```
Ob1=pd.Series(data=Fst*2)
```

```
Ob2=pd.Series(data=Scd*2)
```

```
print("Ob1")
```

```
print(Ob1)
```

```
print("ob2")
```

```
print(Ob2)
```

Q5. What will be the output of the following code-

```
import pandas as pd
```

```
import numpy as np
```

```
Data=np.array(['a1','b1','c1','d1','e1','f1'])
```

```
s=pd.Series(Data)
```

```
print("I.")
```

```
print(s[:3])
```

```
print("ll.")
```

```
print(s[-3 :])
```

Q6. What will be the output of the following:-

```
data=np.data(["a1","b1","c1","d1","e1"])
```

```
s=pd.Series(data,index=[1001,1002,1003,1004,1005])
```

```
print(s[[1002,1003,1004]])
```

Q7. Given a DataFrame `mdf` as shown below:

	A	B	C
0	1	2	3
1	4	5	6

a. Create the dataframe as shown above.

b. Add a new column named `D` having the value- 8,10

c. Add a new row with values- 6,3,2.

Q8. Explain briefly the CSV format.

Q9. Complete the given Python code to get the required output (ignore the dtype attribute) as Output:

Tamil Nadu	Chennai
Uttar Pradesh	Lucknow
Manipur	Imphal

Code:

```
import _____ as pd
data = ['Chennai','_____', 'Imphal']
indx = ['Tamil Nadu','Uttar Pradesh','Manipur']
s = pd.Series(_____, indx)
print(_____)
```

Q10. Project Work-( Project related work on the topic assigned is to be completed by using DataFrame, Series , CSV files and Matplotlib Library).

The image features a decorative border at the top and sides composed of various colorful numbers (0-9) in different fonts and colors. At the bottom, there is a horizontal row of numerous colored pencils in various colors including yellow, orange, red, pink, purple, blue, green, and brown. In the center of the white background, the word "Economics" is written in a bold, black, sans-serif font, enclosed within a light pink rectangular box with a thin blue border.

# **Economics**

### INSTRUCTIONS

For Project File students have to keep in mind following points: -

1. A3 Size sheets to be used.
2. Pages can be coloured/black and white. Pages can be one side line or both side black
- 3.. Red and Green colour pen is not to be used anywhere.
4. Following sequence is to be followed in project
  - a. Page 1: - Self Introduction page containing name, class, section, roll no. (to be left blank), school logo, topic name etc.
  - b. Page 2: - Acknowledgement
  - c. Page 3: - Certificate
  - d. Page 4: - Index
  - e. Page 5: - Introduction of Topic
  - f. Page 6 onwards Content of Topic with a CASE Study related to topic.
  - g. After content Conclusion using Bar diagram, Pie diagram, graphs, tables etc. (minimum 6)
  - h. Last page Bibliography

**Key Notes: -**

1. Total Number of pages should not be less than 30 in total.
2. Minimum 12-15 photographs should be used to make project more creative as well as informative along with statistical data.



**3. SEPARATE TOPICS HAVE BEEN ALLOTTED TO EACH STUDENT AND ALSO THE LIST OF TOPIC OF EACH STUDENT IS SHARED IN CLASS COMMUNITY GROUP.**

**4. LAST DATE OF SUBMISSION OF PROJECT IS 25TH JUNE 2026.**



A decorative border at the top and sides of the page features a dense pattern of colorful numbers (0-9) in various colors like red, blue, yellow, and green. At the bottom of the page, there is a horizontal row of numerous colored pencils in various colors including yellow, orange, red, pink, purple, blue, green, and grey.

# PSYCHOLOGY

## Psychology

**# Prepare a file.** (practical A4)

Write about the given topics according to the instructions given in class.

1. Intelligence
2. Personality
3. Aptitude
4. Attitude
5. Adjustment

## **# Revise**

Chapter –1 ,Variations in Psychological Attributes.

Chapter -2 ,Self and Personality

## **# Project Work**

1.Case Study ( A4 Size File)

Choose one person (friend/family member) and study:

Habits

Interests

Strengths

Personality traits

The image features a decorative border at the top and bottom. The top border consists of a horizontal strip of colorful, scattered numbers (0-9) in various colors like red, blue, green, yellow, and purple. The bottom border is a row of numerous colored pencils standing upright, with their tips pointing upwards. The pencils are in various colors including yellow, orange, red, pink, purple, blue, green, and grey. In the center of the page, there is a light pink rectangular box with a thin blue border containing the text "PHYSICAL AND HEALTH EDUCATION".

# PHYSICAL AND HEALTH EDUCATION

## Physical and Health Education

### **Practical 1 :-** Details of Athletics

1. History of Athletics
2. Latest rules and regulations
3. Important terminologies
4. Fundamental skills
5. Award winners name
6. Play Field specifications and
7. Tournaments.

### **Practical 2 :-** Details of any major game

1. History of the game
2. Latest rules and regulations
3. Important terminologies
4. Fundamental skills
5. Award winners name
6. Play Field specifications and
7. Tournaments.

### **Practical 3 :-**

Any 6 ASANAS-

Details And Procedure

A decorative border at the top and sides of the page features a repeating pattern of colorful numbers (0-9) in various colors. At the bottom of the page, there is a horizontal row of numerous colored pencils in various colors, including yellow, orange, red, purple, blue, green, and grey.

# Yoga- Skill Subject

## **YOGA SKILL EDUCATION**

1. What is surya Namaskar ?
2. What is the health benefit of this ?
3. Explain the every step of surya Namaskar in detail like How to Perform Posture and Their Benefits and Who Should Avoid Them.
4. How to help in yoga sadhana ?
5. Explain any 4 pranayam in detail ?

**NOTE :- Students taking Yoga are required to complete this assignment in their practical file; it is not to be done in a register, nor in the Yoga lab manual.**

