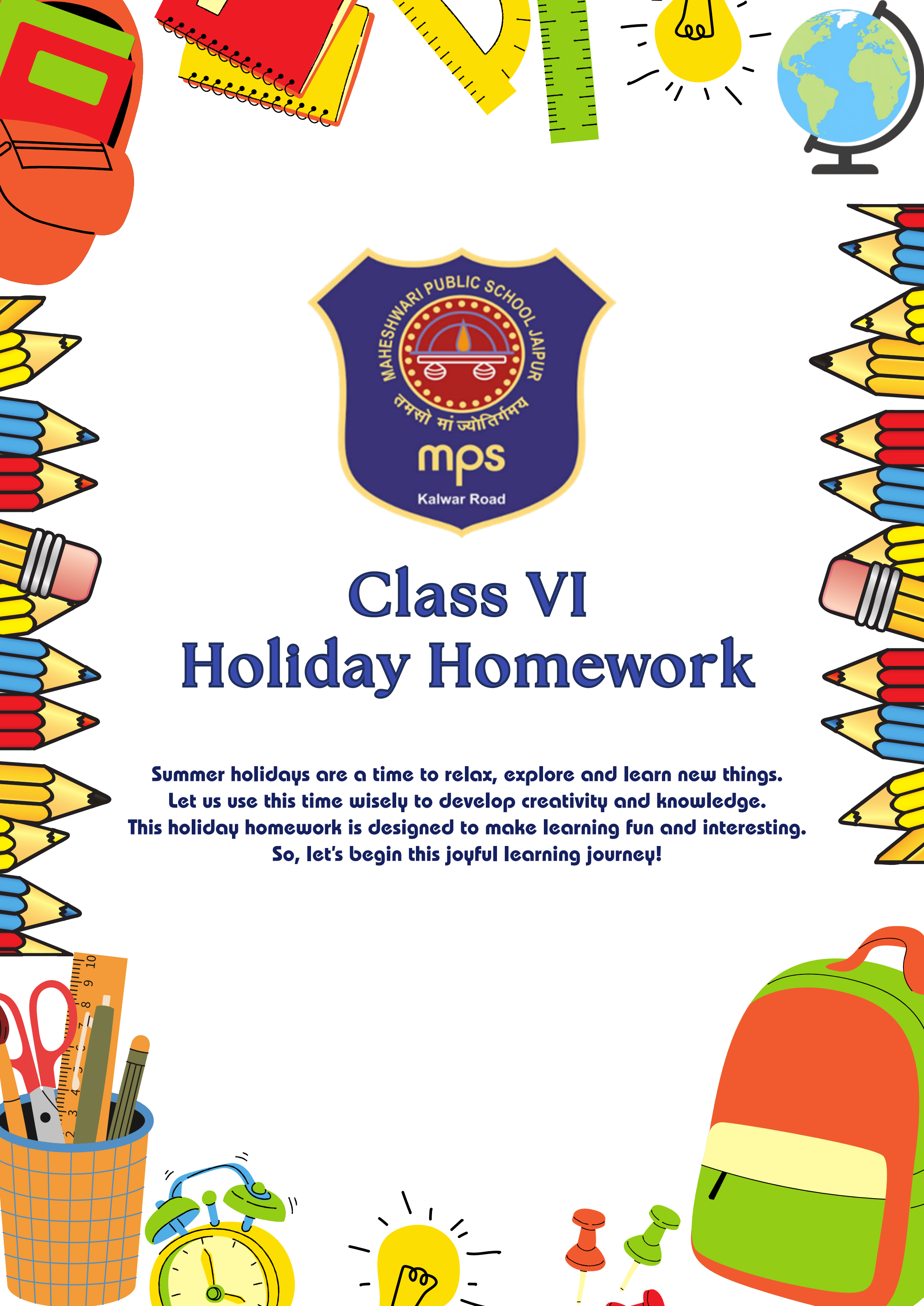





Class VI Holiday Homework

**Summer holidays are a time to relax, explore and learn new things.
Let us use this time wisely to develop creativity and knowledge.
This holiday homework is designed to make learning fun and interesting.
So, let's begin this joyful learning journey!**



SCIENCE





1

Create a balanced diet chart for a 12-year old using commonly available, inexpensive food items.

OR

Make a chart on deficiency diseases.



2

SCIENTIFIC MODEL

- Construct a working model for upcoming science exhibition as per your roll number

Roll no. 1 to 10 - Environment

Roll no. 11 to 20- Technology

Roll no. 21 to 30- Conservation of biodiversity

Roll no. 31 to 40- Health

Roll no. 41 to 46- Green energy

3

Document all local plants and animals of Rajasthan and Nagaland in a scrapbook.






Learn, Practice and perform ANY three yoga poses. Click and paste your photographs on A-4 size sheet, mentioning name and any three benefits of each yoga pose.(Make a file)

4

5

Learn chapter 2 and 3 for UT-1



Maths

Part A: Roll number 1 to 15

1. Patterns: Complete the series: 2, 6, 12, 20, __, __. Explain the rule.
2. Lines & Angles: Draw a clock showing 3:15. Name the angle formed.
3. Activity: Measure 5 angles at home using a protractor (door, book, pizza slice, etc.) and paste photos.

Part B: Roll numbers 16 to 30

Project 1: Angle Hunt Collage

Collect 8 photos showing different angles (acute, obtuse, right, straight, reflex). Label and measure each angle.

Project 2: 3D Lines & Angles Model

Using straws/ice-cream sticks + clay, create models of:


- Intersecting lines
- Parallel lines
- Perpendicular lines
- Complementary angles

Part C: Roll number 31 to remaining all

1. Angle Family Portrait: Draw cartoon angles (acute, right, obtuse) as family members.
2. Lines & Angles in Monuments: Use Taj Mahal/Hawa Mahal image and mark angles.

Lab Manual Activity

Perform Activity number -1, Activity number- 2 and Activity number -3 in lab manual book



Social Science



1

Unity in Diversity Poster making

Draw people in different dresses (different states)
Write slogan: "Unity in Diversity - Strength of India"



2



Types of Landforms Chart

Topic: Geography Make a colourful chart showing:
Mountains, Plateaus, Plains, Deserts. Add small drawings or paste pictures.

3


Globe Model (Mini Earth)

Topic: Geography
Use a ball and paint continents and oceans Mark: Equator, Tropics, Poles
You can also use paper strips for latitudes & longitudes.



4

Learn Chapter 1,4,9 and complete workbook work also .



ENGLISH

General Instructions


- Questions I to III are mandatory for all students.
- Revise all the chapters, poems, and grammar topics covered so far.
- Complete all the assigned written tasks neatly on A4-sized sheets and compile them systematically in a file.
- Question IV (Model Making) is to be completed strictly as per the allotted roll numbers and assigned topics.
- Prepare a neat, creative, informative, and well-finished model using appropriate materials.
 - Ensure that your work reflects originality, sincere effort, and excellent presentation.
 - Maintain proper handwriting, correct spellings, and grammatical accuracy throughout.
 - The best models will be selected for display in the exhibition.

Q1: Idiom Art Gallery

Task: Choose 6 idioms. For each one:

- Draw the literal meaning - funny drawing
- Write the real meaning + use in a sentence

Ex: "It's raining cats and dogs" → Draw cats/dogs falling + "It means heavy rain."_



Q2 : Postcard From Another World

Task: Imagine you visited: Mars / Underwater city / Land of Giants. Write a postcard to your best friend describing what you saw, ate, did. Draw 1 stamp + 1 picture.

Q3: Comparative Culture Magazine

Title: Desert Winds to Highland Mists: Rajasthan x Nagaland

What you make: handmade booklet

Pages to include:

1. Cover page - Draw Jodhpur's Mehrangarh Fort + Kohima War Cemetery with title
2. Folk Tales Face-Off - Write 1 Rajasthani folk tale like _Dhola Maru_ in 150 words + 1 Naga folk tale like _The Legend of Jina and Etiben_ in 150 words. Add a moral comparison table.
3. Festival Dialogue - Script a 2-person conversation between a Rajasthani boy at Gangaur and a Naga girl at Hornbill Festival. 10-12 exchanges, highlight greeting words: _Khamma Ghani_ vs _Kuknalim
4. Back Cover - "What I Learned" paragraph + bibliography

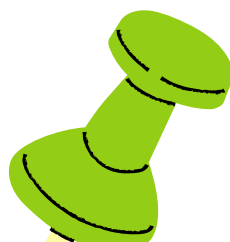

Q4: Interactive and functional models (Roll No.1-10)

A. Story Map Treasure Hunt 🗺️

Concept: Elements of a story through a map.

How to Make:

1. Big map of "Story Island" on thermocol.
2. Mark 5 spots: Characters Cave, Setting Beach, Problem Volcano, Climax Mountain, Solution Bridge.
3. Take any story - Cinderella. Put small props at each spot: shoe at Solution Bridge.
4. Interactive: Give visitors a new story in 5 chits. They have to place each chit on correct location.



(Roll No 11-20)

B The Punctuation Police Station 🚓

Concept: Show why punctuation matters.

How to Make:

1. Make a police station from cardboard. Add a jail.
2. Crime Scene 1: "Let's eat grandma" vs "Let's eat, grandma". Put grandma behind bars in first one!
3. Interactive: Give visitors sentences without punctuation. If they punctuate correctly, they get a "Grammar Police" badge.
4. Use commas, full stops, question marks as police officers.

(Roll No. 21-30)

C. Synonym & Antonym Seesaw ⚖️

Concept: Balance of opposite words.

How to Make:

1. Make a see-saw from ice-cream sticks + cardboard base.
2. One side = word like "Happy", other side = "Sad". Seesaw tips to "Sad" side.
3. Keep word cards: Big-Small, Hot-Cold, Brave-Cowardly.
4. Visitors put antonym pairs to balance the seesaw.
5. Add a "Synonym Train" next to it where 3-4 similar words make a train: Happy-Joyful-Cheerful-Glad.

(Roll No.31-42)

D. The Great English Inventors 🧑🔬

Concept: Show how new words are born.

How to Make:

1. Make a "lab" with test tubes.
2. *Prefix Lab:* Add "un-" + "happy" = Unhappy. Show 5 examples.
3. *Suffix Lab:* Add "-ful" + "joy" = Joyful.
4. Compound Word Factory: Sun + Flower = Sunflower. Make actual mini flowers.
5. Keep a "New Word" beaker where visitors invent 1 word + meaning. Ex: "Bookwormify" = to turn someone into a book lover.

General instruction

1. Holiday homework should be handwritten.
2. Holiday homework should contain illustrations, photographs and drawings related to the given topic.
3. You may refer to textbooks, Internet, magazines etc. to prepare holiday homework.

COMPUTERS

Instructions:

Do any one of the following activities.

1

Activity 1: Smart Digital World

Create a 3D model on the topic “Smart Digital World.”

Instructions:

1. Prepare a model showing how the Internet connects different areas of our daily life.
2. Your model should include at least four of the following sections:
 - Smart Education (online classes)
 - Smart Healthcare (online doctor consultation)
 - Smart Shopping (online shopping)
 - Smart Banking (digital payments/ATM)
 - Smart Communication (chat/video call)
 - Smart Entertainment (online games/videos)
3. Show the Internet connection by:
 - Drawing or placing a Wi-Fi tower
 - Connecting all parts using threads, arrows, or lines
4. Use simple materials such as:
 - Cardboard
 - Colored paper
 - Clay/thermocol
 - Waste materials (boxes, etc.)



2

Activity 2: Giant Excel Sheet Model

Create a “Giant Excel Sheet Model” using cardboard or chart paper.

Instructions:

1. Draw a large grid on chart paper or cardboard to represent an Excel sheet.
2. Label the sheet properly:
 - Columns as A, B, C, D...
 - Rows as 1, 2, 3, 4...
3. Highlight any one cell (for example: B2) and show it clearly as the Active Cell.
4. Fill the grid with sample data, such as:
 - Names
 - Marks
 - Prices
5. Add and label the following parts clearly:
 - Cell
 - Row
 - Column
 - Active Cell

	A	B	C	D	E	F	G
1	Names	Marks	Prices (₹)				
2	Riya	85	120				
3	Aarav	78	150				
4	Ishita	90	200				
5	Vivaan	88	180				
6	Ananya	95	250				
7							
8							
9							
10							

Note: Make sure your work is neat, colorful, and well-presented.



हिंदी

1

कला समेकित परियोजना तैयार कीजिए। पाठ्य-पुस्तक के पाठ 'मातृभूमि' को अन्य विषयों से जोड़ते हुए फ़ाइल तैयार कीजिए।

संकेत बिंदु *विज्ञान से जोड़ते हुए (मिट्टी के प्रकार का कोलाज)

*अंग्रेज़ी (My Motherland पर ten sentences)

* हिंदी / संस्कृत (स्वरचित कविता या देशभक्ति गीत लिखना)

* गणित (भारत के किन्हीं पाँच राज्यों का क्षेत्रफल निकालकर बार ग्राफ़ बनाना)

* सामाजिक विज्ञान (स्वतंत्रता सेनानियों का कोलाज)

* कला / शिल्प (तिरंगा या अशोक चक्र का चित्र)

* कंप्यूटर (power point पर 'अतुल्य भारत' की प्रेजेंटेशन)

* संगीत / खेल (राष्ट्रगान लिखिए)

पाठ्य पुस्तक के पाठ 'मातृभूमि' में वर्णित भौगोलिक स्थिति के समान ही राजस्थान व नागालैंड की भौगोलिक स्थिति का तुलनात्मक अध्ययन कीजिए। ([File](#))

2

'शब्द - बगिया' के माध्यम से शब्दों के भेदों को समझाइए। ([Model](#))

* तत्सम, तद्भव, देशज, विदेशी (roll number 1 to 13)

* रुढ़, यौगिक, योगरुढ़ (roll number 14 to 26)

* विकारी, अविकारी शब्द. (roll number 27 to 39)

* पर्यायवाची, विलोम शब्द, श्रुतिसमभिन्नार्थक (roll number 40 to last roll number)



संस्कृत



- श्लोक गायन - कोई भी दो आसान संस्कृत श्लोक अर्थ सहित याद करें और उसका वीडियो रिकार्ड करें।
- संस्कृत संवाद - संस्कृत के 5 सरल वाक्य बोलने का अभ्यास करें, जैसे सः पठति, अहं पठामि ।
- गिनती - 1 से 20 तक संस्कृत गिनती एकम् , द्वे , त्रीणि को एक चार्ट पेपर पर लिखें और याद करें।
(रोल नं. 1से11)
- अव्यय शब्द - ए4 शीट पर 10 अव्यय शब्द अर्थसहित सुंदरता से लिखें।
(रोल नं. 12से22)
- धातुरूप - लट् लकार (वर्तमान काल) के कोई भी दो रूप ए4 शीट पर लिखें। (रोल नं. 23से33)
- धातुरूप - लृट् लकार (भविष्यत् काल) के कोई भी दो रूप ए4 शीट पर लिखें। (रोल नं. 34से अंतिम तक)

